

On The Fly

Newsletter of the Suncoast Fly Fishers of St. Petersburg

December 21 Member Salute
Walsingham Park, pages 6-8



Members Salute
Smitty. Pages 6-8



Members Salute Alan
Sewell Pages 6-9



FFI Master Casting Clinic P10



January 16 Trash 'n' Treasures Auction P4



January 18 outing: Weedon Island Page 9





President's Message: January 2025

As we start the new year we always hear the usual chatter about New Year resolutions. Most resolutions typically focus on eating healthier diets and losing weight, or being more financially responsible. Whether you are the resolution making type or not, there is a resolution I hope you will consider striving for this year. A resolution to be more active in the club.

We have a membership full of great people from varied backgrounds and experience that would significantly benefit the club. I would love to see more members attending the monthly meetings, outings and special events. Please also consider getting involved, perhaps in an area helping with our monthly operations. Bob Burkard, Chair of the Outings Committee, who does an outstanding job planning, is always

looking for help with putting on our monthly meetings and outings.

If you are reading this I know you read our fabulous newsletter. Bill AuCoin works many hours to publish it every month. Perhaps you may consider helping Bill write articles, or by taking pictures at events. You may even want to learn some of his tricks of the trade.

Ever thought, "I'd like to try to tie my own flies?" But then you think, well I don't have a vice or any of the materials I need, and I don't really want to spend the money just to try it. Well, you don't need to make that investment. Bruce Evensen hosts fly tying every Monday at his house in St. Pete. A vice and materials can be provided along with helpful instructions for the particular fly being tied that week. These tying sessions are free so contact Bruce or Bill Scarola to get started tying.

There are various tasks the club could use a hand with, such as someone to help with the name tags at the member meetings, or helping with the club's social media, or helping Tournament Director Samantha Tallyn with preparing for this year's Lady Fly tournament.

Please think about resolving to be a more active member this year. I look forward to seeing you at our Trash 'n' Treasures event this month and kicking off a great 2025.

David
David Redd

We are Suncoast Fly Fishers of St. Petersburg

Aims and Purposes

The Suncoast Fly Fishers, Inc. (SFF) is an organization of fishing enthusiasts who love fishing with the fly rod. We welcome all people of all ages with similar interests, regardless of their fly-fishing skill level. We enthusiastically teach those that wish to learn or improve their fly casting, fly tying and related fly-fishing skills. SFF meets monthly where we talk fly fishing, tie flies and most months feature a speaker with a program highlighting local fly-fishing opportunities.

Suncoast Fly Fishers (SFF) is a non-profit 501 (c) 3 organization. SFF is a charter member of the Fly Fishers International (FFI). SFF is a member of the Florida Council of FFI. SFF supports the conservation of natural resources, boating safety and fishing regulations.

Monthly Meetings. Guests welcome.

Third Thursday of every month (except December) at St. Pete's Walter Fuller Park Rec Center, 7891 26th Ave. N. 6 to 8:30 pm.

Directions to our meeting at Walter Fuller Park.

From 22nd Avenue N turn North on 72nd St. N. Turn left (West) on 26th Avenue N. Then turn right into the rec center parking lot.

Monthly Outings

Club members meet up every month for a fly-fishing outing and lunch. Usually it is scheduled on the Saturday after the monthly meeting on the third Thursday of every month.

Contact us by mail: Suncoast Fly Fishers, P.O. Box 40821, St Petersburg, FL 33743-0821

Visit our website and Facebook pages, too

SuncoastFlyFishers.com

[Monthly Calendar](#)

[Facebook.com/scff2020](https://www.facebook.com/scff2020)

Online Pay Portal: Pay dues, donate, purchase

<https://suncoastflyfishers.com/eshop/>

Membership: Suncoast Fly Fishers now has 120 members including 21 family and six honorary. Annual membership is \$50 (\$40 for seniors) and \$60 for families. That includes benefits and annual membership in [Fly Fishers International](#) and the [Florida Council](#) of Fly Fishers International.

NOTE TO ALL MEMBERS: Annual memberships are now payable by members. They can be paid online through the SuncoastFlyFishers.com website or by mailing a check to the SFF post office box address listed above. You can also contact Karen Warfel at 813-505-3162 and pay by credit card. Dues can also be paid via cash, check or credit card at any club meeting, outing or event.

Suncoast Fly Fishers

P. O. Box 40821
St Petersburg, FL 33743
www.suncoastflyfishers.org

Club Officers

Pres: David Redd
Vice Pres: Jack Collins
Secretary: Tony Piazza
Treasurer: Karen Warfel

Board of Directors

Quin Berry, Rick Warfel (Prior President), Bill Scarola, Bob Burkard, Bruce Evensen, Cliff Nigh, James Davis, Bill AuCoin

Casting: Pat Damico, Dayle Mazzarella

FFI Liaison: Pat Damico

Conservation: Cliff Nigh

Fly Tying: Myron Hansen

Hog Roast: Open

Membership: Karen Warfel

New Members: Rick Warfel

Webmaster: Tim Elms

Facebook: Cliff Nigh, Anne Mitchell

Outings: Bob Burkard, David Redd, Bill AuCoin, Quin Berry,, Anne Mitchell, John Moder

Outreach, shows: David Redd, Bob Burkard, Bill Scarola, Tom Gadacz

Succession Plan: Rick Warfel

Programs: Board of Directors

Publicity: Bill AuCoin

Social media: Anne Mitchell

On The Fly

Editor Bill AuCoin, Anne Mitchell, Bob Hood, Tim Elms, Marshall Craig, Kevin Kelly

Committees--Members are encouraged to serve on one or two committees. Do you? If not, speak to one of the officers at the next meeting.

Meetings, Outings, and More

Thursday, January 16, 6-9 pm, Trash 'n' Treasures, Walter Fuller Park.

- This is always one of the most popular meetings of the year. Alan Sewell is our auctioneer. Thank you, Alan
- Bring gear you no longer use and also bring a credit card, check, or cash to buy some used gear at great prices and to help the club's cause.
- You'll have lots of gear to bid on including quality equipment recently donated to the club by Dayle Mazzarella and former member Terry Kirkpatrick.
- Members of the Nominating Committee will be formally introduced at the January meeting. Recommendations for new officers and board members will be announced at the February meeting. Voting is at the March meeting. Members of the nominating committee are: Bob Burkard, Quin Berry, and John Connolly.
- If you haven't renewed your membership, you can pay at the meeting.
- Also at the January, February, and March meetings you can buy tickets for the March 29 Hog Roast
- Buy one of the new fishing hats with the SFF logo. Baseball caps are \$25. Bucket style hats are \$30.
- Want to put the SFF logo embroidered on one of your shirts? Bring it to the January meeting. It costs \$15 per embroidered logo.



Alan Sewell, Trash 'n' Treasures auctioneer

Saturday, January 18, Outing,

Weedon Island Preserve

- The preserve opens at 7 am. Fish anywhere around the park. We will skip the on-site picnic lunch and meet up at noon at Crab Shack at 11400 Gandy Blvd.
- The member catching the longest ladyfish will win a \$10 gift certificate.
- Check the map for fishing spots. There is a kayak/canoe launch area and several places where you can wade in including nearby Riviera Bay. And there are walking trails that take you down to the open water where you can fish for snook, redfish, seatrout, and ladyfish. There is a boat ramp on Gandy Blvd.
- Fish anywhere around Weedon Island Preserve in open water, bayous, or mangrove canals. We have a nice outgoing tide that bottoms out about 11 am.
- If you want to wade fish with others meet up with Bill AuCoin in the main parking lot at 8 am.
- This is also a popular kayak-fishing location and there's a kayak launch site, too.



Continued on next page

Meetings, Outings, and More

February 14-15, 2025: The 5th Annual Waterman Fly Fishing Tournament

- The Waterman Fly Fishing Tournament is a two-day, fly fishing-only, catch & release redfish tournament with an optional Snook Calcutta with a 50/50 cash payout. The tournament is limited to 60 teams or 120 anglers total. The two-day, photo submission format will make it possible for fisherman in this entire range to participate.
- The proceeds from entry fees, 50% of the Snook Calcutta and raffle tickets purchases directly benefit Tampa Bay Waterkeeper, a 501(c)(3) non-profit organization and their mission to advocate for clean water. For more information and to register for the tournament go to... [Tampa Bay Waterkeeper](#)

March 29, 2025, Annual Hog Roast" -- Speaker Bob Clouser

- This is our yearly whoop it up gathering with the Tampa Bay Fly Fishing Club for a delicious dinner and silent auction for fly fishing gear and more.
- It starts at 4 pm and runs until 8 pm.
- Our speaker is fly fishing star Bob Clouser well-known for his Clouser Minnow and initiatives that have introduced fly fishing to thousands. Visit his website -- [Clousersflyfishing.com](#)
- This year we'll meet up at Carrollwood Rec Center in Tampa. You're welcome to bring guests.
- Plan to buy some gear. This is our big, fun, fund raiser.
- Tickets go on sale at the January meeting. You can also buy tickets on our website [suncoastflyfishers.com](#)



Bob Clouser, March 29 Hog Roast Speaker

September 13, 2025, LADY FLY

- The second annual Suncoast Fly Fishers Lady Fly Fishing Tournament is on.
- It will be in September. The budget is being finalized.
- More details to come.

February and March meetings and outings

- Our February 20 meeting speaker is Hallie Repeta who was the recipient of a \$1000 scholarship for new PhD students in University of South Florida's college of marine science. The February 22 outing will be at Cypress Point Park in Tampa. Tampa club members will be invited to join us.
- Our March 20 meeting presenters will be a panel including members Alan Sewell and Mark Hays discussing their secret fishing tactics in the Tampa Bay area. Our March 24 outing was going to be Walsingham Lake but since we held our December meeting there it might be changed to Taylor Lake or Lake Seminole.

December Member Tribute, Walsingham Park



Bob Burkard, meetings-outings committee chair

First, the bad news: it was cold and winds blew like hell. Second, fish weren't biting. But members did bite. Gobble, actually.

Yes, this was our annual chili extravaganza. Chili and corn-bread chefs were Karen and Rick Warfel, David Redd, Alan Sewell, and me. We also brought corn bread. Everything and everybody was a winner.

Thanks, also, to Jennifer and John French who brought cornbread plus home-made vanilla and chocolate fudge. Duncan Donuts and Publix Deli cookies also contributed to the extravaganza.



Chili chefs David Redd, Bob Burkard, Alan Sewell, Karen Warfel, Rick Warfel.



Chatting it up: Alan Sewell, Dayle Mazzarella, Tony Piazza.

We used to call this the Don Coleman outing, a tribute to a long time member who wrote the booklet all members receive: *Wading the Saltwater Flats with a Fly Rod*. Now it is officially the *Suncoast Fly Fishers Member Tribute*. This is the outing that gives us all a chance to honor all outstanding members.



That's Ted Rich and Myron Hansen fly fishing a lily-pad point.



Alan Sewell told December outing members about how he and Smitty and others went about starting Suncoast Fly Fishers in 1990-91.

This year we honored two stars, fly tyer Layne (Smitty) Smith who died almost a year ago and longtime member Alan Sewell. Alan talked about how he and Smitty and others got together to start our club. Our website has the detailed history. [Go here.](#)

Alan has contributed so much to the club and to fly fishing in general. For some years he would meet up with injured veterans twice a week and teach them how to tie flies and build a fly rod. And he would represent the club tying flies at outdoor expos.

Thank you, Alan. And, thank you Smitty if you're listening. Thank you, on behalf of all members of the Suncoast Fly Fishers past and

Bob

Member Tribute: Alan Sewell, Layne Smith

At the December outing Suncoast Fly Fishers saluted two members – Alan Sewell and Layne (Smitty) Smith – who contributed so much of their time and talents to members and to the positive reputation of our club.

Alan Sewell

Alan is a cornerstone of the Suncoast Fly Fishers, serving the club with unwavering dedication since its inception. Over the years, Alan has held numerous leadership roles including two terms as President and two terms as Secretary of the Board. His contributions extend beyond governance; he has also been an active member of the Outings Committee and, for a period, took charge of publishing the club's newsletter.

One of Alan's most impactful endeavors was leading the club's partnership with Project Healing Waters, a program dedicated to helping veterans. Under Alan's guidance, the Suncoast Fly Fishers worked with veterans at Bay Pines VA hospital, teaching them the art of fly tying and fly rod building— skills that provide therapeutic benefits and foster a sense of community.

Alan's dedication and leadership have left an indelible mark on the club and its mission, inspiring others to share their passion for fly fishing and community service.



Alan Sewell, a founding member and dedicated leader of Suncoast Fly Fishers.



*Nov. 20, 1945 to January 29, 2024
Layne (Smitty) Smith was a founding member of Suncoast Fly Fishers who created and taught fly tying over many years.*

Layne (Smitty) Smith

Smitty, who died in early 2024, was one of the founding members of Suncoast Fly Fishers. Smitty demonstrated how to tie this or that fly at almost every meeting.

He served many roles in our club. However, he is best remembered for his fly tying skills and his fly patterns listed on our web site. Smitty has 41 named fly patterns listed on our SFF Fly Archive.

His attention to detail was incredible as shown in his detailed instruction. He focused on factors like balance, sink rate, water clarity, and ease of casting. His pattern descriptions frequently offered variations on color, size, and sink rate options, like his Sink of Float Foam Panfish Fly. The sink version was designed for "Mr. Picky Bluegill."

Smitty drew on his years on the water starting with his grandfather on farm ponds as a kid. That foundation brought him here to many years around Tampa Bay, Florida, and beyond.

-Continued on next page-

P2/Member Tribute: Alan Sewell, Layne Smith

Smitty's relatively simple Green Weenie is a classic creation. This pattern along with his Bluegill Killer have been used very successfully on our local waters for years.

Smitty's Cruella De Vil came to him as his daughter was watching the Disney movie, "1001 Dalmatians" with one eye on the vice and the other on the movie he found the colors matched the "sinister" character.

His patterns were created with the average fly tier in mind. He also provides patterns that he says is for the non-purist with his Squirminator pattern, which he says; "It's built to get through most any underwater situation." His love of tying also brought him to classic, more challenging, patterns like the Black Ghost which was developed by Maine fly tiers.

His range of fly patterns cover a wide array of baitfish imitations, crabs, shrimp, sand fleas, bugs, and shiners. Smitty's legacy continues to bring many smiles to those who use his patterns to fish the beaches, mangroves, dock lights, rivers, ponds and lakes in the Tampa Bay area and beyond. As we fished for stump knockers, bluegill, bass, snook, trout, lady fish, red fish, mackerel, tarpon, pompano, bonefish, and even puffer fish.



Smitty's Cruella De Vil



Alan Sewell: Trash 'n' Treasures auctioneer



Then president George Haseltine presented Alan with the club's Vision and Values award in 2019.



Smitty and Alan (front) with SFF President David Redd. They demonstrated fly tying at a local sports show.



Alan Sewell often brought a trailer-load of kayaks to outings for members who didn't have a kayak.

Bob Burkard: January 18 outing at Weedon Island



Bob Burkard, meetings-outings committee chair

The preserve opens at 7 am. Fish anywhere around the park. We will skip the pavilion picnic and instead meet up at noon at Crab Shack at 11400 Gandy Blvd.

The member catching the longest ladyfish will win a \$10 gift certificate.

I always think of Weedon Island Preserve as one of the best fishing locations for fly fishers. You can fish the bay or the backcountry and there are lots of places to wade in and fly fish. You can launch your “big” boats on Gandy Blvd. Everybody should fish south of Gandy Blvd. and north of Venetian Islands.

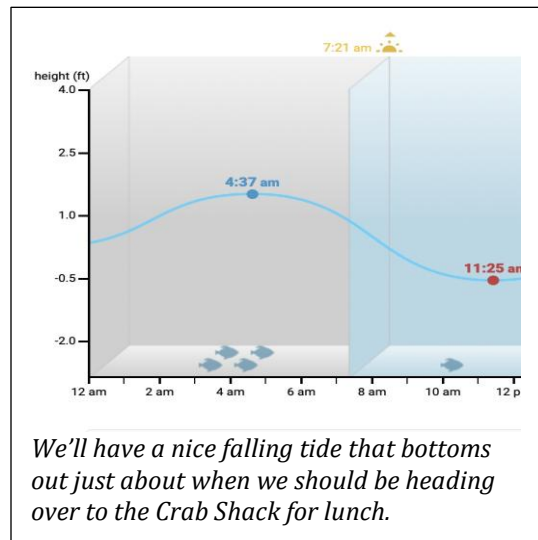
Riviera Bay is great place for waders (not mucky) and ladyfish, our \$10 gift certificate target, like to roam around Riviera Bay in schools. A couple or three years ago members were catching ladyfish one right after another. And dolphin would rush in and eat the ladyfish as soon as they were released.

Ladyfish aside, this is a good time of the year to catch spotted seatrout and redfish. They’re going to be in areas with grassy/sandy flats and moving water.

If you want to wade fish with others, meet up with Bill AuCoin in the main parking lot at 8 am.

Pre-outing fishing

Bill and I “pre-fished” the outing on January 6 and I’d like to report that I hooked into a 42-inch redfish that straightened the hook on my fly and escaped. Well, I’d like to report that, but it wouldn’t be true. Truthfully, neither one of us caught anything. In fact, neither one of us had a bite so far as we know. So, hopefully, fishing will be a lot better on January 18.



We'll have a nice falling tide that bottoms out just about when we should be heading over to the Crab Shack for lunch.



This osprey caught a fish "on the fly."



Bill AuCoin made a good fly cast but the fish were not impressed.

Master Casting Clinic 2025: Lots of Winning.

Our annual master casting clinic 2025 was another success, with good attendance at St. Petersburg's Mini Park. Fly casters improved their skill levels thanks to show-and-tell sessions with our master and certified FFI casting instructors from the Suncoast Fly Fishers and the Tampa Bay Fly Fishing Club.

So, thanks to FFI Certified Master Casting Instructor (MCI) Dayle Mazzarella and FFI Certified Casting instructors (CI) Jonas Magnusson and Chris O'Byrne for your instructions, demonstrations, and insights. Thank you MCI Pat Damico for reserving the park and lining up the instructors. And, thanks to President David Redd for buying and bringing breakfast and lunch picnic goodies.



That's Dayle Mazzarella, Rick Warfel and Chris O'Byrne getting everything ready.



President David Redd (l) welcomes new SFF member Tom Findlay.




Marley Larkin got some one-on-one fly casting help from Master Casting Instructor Jonas Magnusson.



FFI Master Caster Instructor Dayle Mazzarella demonstrated the basics of the fly cast as well as various casting stroke insights for more accuracy and distance.

Cliff Nigh: Our scholarship winner is Alexis P. Mitchem



Cliff Nigh, Chairman,
Conservation and
Scholarships Cmtes.

University of South Florida's College of Marine Science has selected the recipient of the 2025 Suncoast Fly Fisher's \$2,000 scholarship. Her name is Alexis P. Mitchem. She will be specializing in barcoding the DNA of fish eggs to help determine the best fish population strategies in the Gulf of Mexico.

I received two *thank you* letters. One, posted below, is from our PhD scholarship recipient. The other very appreciative letter was from Thomas Frazer, PhD, Dean of the USF College of Marine Sciences.



11 September 2024

Dear Mr. Cliff Nigh,

I would like to take this opportunity to express my deepest gratitude to you for funding the Suncoast Fly Fishers Scholarship. I feel extremely honored and appreciative to be chosen for this award and it has enabled me to commit fully to my coursework and my research on the DNA barcoding of fish eggs to promote effective management strategies in the Gulf of Mexico. Additionally, receiving this scholarship gives me the opportunity to curate relationships with local non-profit organizations and fisherman to emphasize and discuss the importance of sustainable fishing practices and following local, state, and federal regulations.

Your generous contribution has allowed me to dive deeper into my research and finalize each chapter of my dissertation proposal. I have recently completed two research cruises to collect fish eggs and environmental DNA from the West Florida Shelf and am looking forward to completing another in December of this year.

Thank you again for selecting me as a Suncoast Fly Fishers Scholar and for having confidence in my success at USF.

Sincerely,

Alexis B. Mitchem



Dayle Mazzarella, FFI Master Casting Instructor

Dayle Mazzarella: How to tie a 14-foot leader so you don't spook nervous fish

I can turn over a big fly quickly and without much fly line flying through the air!

How many times have we spotted a nice redfish, snook, or trout only to have the fly line spook the fish as we false cast?

I have used leaders as long as 24 feet when fishing for spooky trout in New Zealand, or on spring creeks like Silver Creek or Armstrong Creek in the west.

I normally use a 13 or 14 foot leader when fishing Tampa flats. When wading, some people like TBFFC's Leigh West can see fish 60 feet away while others don't see the fish until it's right on top of them. I'm somewhere in between.

I often see the fish at 30 to 40-feet and by that time any kind of a back and forth false cast will spook the fish. I need to load the rod with one forward cast. One forward presentation is all I often get.

I hold a 14 foot leader with maybe 4 feet of fly line out of the tip. That gives me a 9 foot rod, 4 feet of fly line plus a 14-foot leader gives me a cast of close to 30-feet. I can turn over a big fly quickly and without much fly line flying through the air! In essence this configuration causes the forward taper to be extended by 5-feet. A clear 5-feet.

We can even create a saltwater leader of 18-feet or more by making a few modifications. By cutting off most of the front taper and by adding appropriate leader material, a fly line with a clear front taper can be created.

In new Zealand I cut off the entire 8-feet of front taper and replaced it with 4-feet of leader material with a diameter the same as the terminal end of the remaining fly line. Then I added 4-feet of slightly smaller leader material, and then attached a 12-foot commercially-tied tapered leader. Bingo, I have a 20-foot clear "leader" that turns over 2 tungsten nymphs and an indicator. Now let's use this same principle to make a 14-foot leader!

To do that I simply add 4- or 5-feet of leader material with the same diameter as the terminal end of the fly line. Now I add a normal leader. It's that simple! The biggest question I get is: "How can you ruin a good fly line?" My response is that I've simply created a new fly line. It can be used exactly the same as the original line. Almost all of my lines have been modified. The only exception is when I need the floating line in order to mend more appropriately.

I hope this gives everybody something to think about!

Dayle

Bruce Evensen and Bill Scarola: Winter Clousers



Bruce Evensen

Bruce and Bill are back. And SFF fly tyers are invited to join them and other members at Bruce's fly tying studio every Monday at 6 pm. Address: 530 80th Ave N in St. Pete. All are welcome. even if you're new to tying.. We have materials and vises

Fly tyers tied the "Winter Clouser" on January 6. Give it a go.

Materials

Body: upper, and lower dark colored bucktail, ex. Olive, browns, burnt orange, yellows, and or red.

Eyes: barbell and or bead-chain sized to match hook size.

Hook: , 1,2, 1/0. 2/0 Gamakatsu stingers or similar (3407)

Hooks sized 4 and 6 optional for smaller patterns.

Flash: Crystal flash or Flashabou, gold and/or pearl.

Thread: flat-waxed in colors to match materials used such as brown, olives, and/or orange and red.

Glue: Super Glue and UV epoxy with curing light.

Legs: Optionally, add several dark barred Sili Legs for more fly action.

Tying sequence

1. Wrap hook from eye to bend,.
2. Attach eyes with figure-8 wraps about 1/3 way down shank.
3. Add a clump of your top material color. Tie it on in front and behind the eyes.
4. Add several strands of crystal flash to both sides. Don't be stingy with flash and tie it slightly longer than the bucktail.
5. Rotate vise over with the hook point up. Add bottom material with colors contrasting to the top materials you used. For example, tie burnt orange or brown on the bottom and olive on the top. Tie-in this material in front of the eyes only!
6. Whip finish the head of the fly by forming a tapered head to the eyes..
7. Add a drop of Super Glue to secure all thread wraps.
8. Then add UV epoxy to the head area around the eyes.

Note: Be creative with the colors of materials used. For example, try lighter colors on top and darker colors under, and vise-versa.

=



Bill Scarola



Winter Clousers in different colors

Smitty's Fly Box: Electric Bunny



Layne (Smitty) Smith RIP

I recommend tying this fly in two different color schemes. It's a great fly for "nosey" reds as they try to "sniff out" their prey while tailing. You can crawl it over the bottom or retrieve it with short strips. ... Good Luck !

Smitty



pink+yellow



green+red

Materials:

Hook: Gamakatsu SL12 S #2 to 2/0

Thread: Danville's Flatwaxed Nylon (to match body color)

Eyes: Medium to heavy Stainless Steel bead chain

Tail: Magnum zonker rabbit strip (rust or white) same length as hook shank

Legs: Silicone legs (brown w/ orange glitter or clear pearl w/ silver glitter)


Body: Estaz (root beer or chartreuse)

Finish: Solarez UV Resin

Directions:

1. Start thread just behind hook eye. Build up a bump of thread then build up another bump of thread $\frac{1}{8}$ " farther down the shank. Place bead chain between thread bumps and tie in securely.
2. Wrap thread in open wraps to hook bend. Tie down rabbit strip firmly with touching wraps of thread making sure skin side of strip is facing up.
3. Rotate to invert hook in vise and tie in 2 to 3 lengths of leg material by wrapping them around the standing thread at their mid-point and securing them half each on either side of hook. Trim legs just beyond the end of zonker strip.
4. Advance thread to barbell eyes and tie in Estaz. Wrap Estaz in touching wraps to bend of hook covering zonker tie-in completely then over-wrap back to beadchain eyes to create a thicker body then tie off and trim excess.
5. With thread, create a smooth head by counter-spinning your thread before making head with touching wraps.

Captain Pat Damico: Captain's Corner



Moving water is critical to success

Consulting tide charts is always the first step in finding moving water. It will bring food to lazy fish, and it helps determine their location. Fish will follow as water leaves a shallow flat, frequently hanging around in the closest deeper water. This gives you two great times to fish. When the tide begins to come in, fish will ease up on the flat to resume feeding on shrimp, crabs, and baitfish. Reds, trout, and snook will all follow a similar pattern. Good polarized glasses are necessary to see where the darker grass flat transitions into a lighter grayish color, showing increased water depth. Grass flats with the most irregular edges are always the better producers. Offsets and changes are high percentage places for fish to wait in ambush of their prey. Casting accuracy is imperative as some of these areas will have a small target where fish will be

waiting. It's also necessary to have your fly or small jig land with minimal disturbance as you are still casting to relatively shallow water. Since we use flies, they should have little or no weight. Keep your rod tip low and close to the water after each cast to allow better line control and an easy quick recast if needed. If your cast is less than perfect, continue fishing it rather than have a follow-up cast rip the water, and scare the fish. Many nice fish have been caught on less-than-perfect casts.

Master Certified Fly Casting Instructor Pat Damico fishes lower Tampa Bay and can be reached at 727-504-8649.

Mystery Solved

Bill Scarola received this a gift and didn't know what it was. So we put it out there for members. Anybody? And we got an answer. Tim Elms gets the tip of the SFF fishing cap. Thanks, Tim.

[Click on this link.](#)



What is this fishing device for?

Bill Scarola: New Year Truisms

Don't be worried about your smartphone or smart TV spying on you. Your vacuum cleaner has been collecting dirt on you for years!

You might be at a place in your life where errands are starting to count as going out!

Just remember, once you're over the hill, you begin to pick up speed!

When I was a kid, I wanted to be older.... but this is not what I expected!

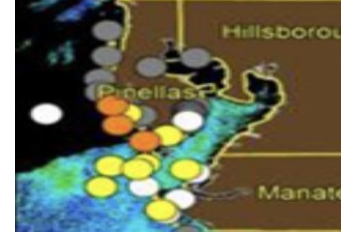
The older I get, the earlier it gets late!!!

Bill

Bill AuCoin: Flyfisher Flyover



Red Tide Go Away. And do not come back another day. Meanwhile, according to the Google Earth map on January 3, and barring some new red tide pollution, we're safe to fish Weedon Island Preserve on January 18. Also, wading probably will be safe at Cypress Point Park at the February outing. Take a look at the image to the right. It looks like red tide is present (but not at high levels) at the mouth and south of Tampa Bay. Middle Tampa Bay is clear.



([MYFWC](#))

Blue Marlin On The Fly – This one could be the next world record. Fly fisher Ian Keinath of Montana has been going to Hawaii and chasing this record for years. Now. Maybe. Finally. Btw, if you want to try this yourself you might need some new gear. Keinath used a 12-weight Hardy Marksman rod with a Mako 9700 reel. ([Outdoor Life](#))

And, speaking of marlin on the fly -- Brian Trow told the crew that day he would catch a blue marlin on the fly and damn if he didn't. It was Virginia's first blue marlin on the fly and could become the new state record. ([Brobible](#))

And, on the same subject, sort of – How do you fight and control a big fish (ie, tarpon, marlin) on a fly rod. Andy Mill has been there, done that. His how-to is in the December issue. ([TAIL](#))

Jimmy Carter was a fly fisher – I knew he fly fished but I had no idea about the depth of his passion. He fly fished into his 90s. He wrote fly fishing articles. Once, he hosted a group of fly fishing guides and editors at Camp David. And there's much more. ([Fly Fisherman](#))

Is textured fly line the next big thing? All the fly lines I've ever fished have had mostly smooth finishes. This new line from Scientific Anglers is textured. And it's not cheap. \$179.00. Cough, cough. Plus, it's clear. I kinda like where they're going with this. ([Flylab](#))

Summer "school" for water loving students. Consider sending your kids or grandkids to Tampa Bay Watch summer school camp in Tierra Verde or to summer camp at Tampa Bay Watch Discovery Center on the St. Pete Pier. Read all about it. ([Tampa Bay Watch](#))



Saving the cutthroat trout. Member Rick Warfel has recommended a documentary streaming on Amazon Prime. It's about the invasion of Lake Trout in Yellowstone Lake and the devastating effect that it has had on the ecology of the Park. The video is titled *Cutthroat: The Race to Save Yellowstone*. Click on it. ([Amazon Prime](#))

Watch out for orcas. So far as I know dolphins in Tampa Bay don't ram kayaks. However, in waters around the Iberian Peninsula Orcas have been ramming sailboats. Scientists say they're only practicing to become better hunters. Wha? ([Soundings](#))

Special Friends of
Suncoast Fly Fishers

ORVIS®

www.orvis.com/



www.stpetefishingoutfitters.com




www.plantationoncrystalriver.com/



FLY FISHERS INTERNATIONAL

www.flyfishersinternational.org/



www.etsy.com/shop/PoppaBrucesFlies



www.billjacksons.com

CORTLAND® 

WORLD FAMOUS FISHING LINE   SINCE 1915

www.cortlandline.com



www.thomasbruce.com/




<https://www.canocountryfl.com/>



www.flyfishingwesternwyoming.com/



**Special Friends of
Suncoast Fly Fishers**



Email Alan Sewell
sewellalan@yahoo.com



www.tampabayonthefly.com/

**BRUCE EVENSEN
CUSTOM FLIES**



Email
Evensenb@gmail.com



www.nighflyrods.com



www.captpatdamico.com/



WEST-COAST-KAYAKS.COM



Email Jim Swann at
jalswann@aol.com



ANDYTHORNAL.COM



THE RITZ-CARLTON ORLANDO
GRANDE LAKES



www.bobleestire.com/



www.carbonmarine.com/



www.metalfab-inc.com