

HURRICANE EDITION!!!

On The Fly

Newsletter of the Suncoast Fly Fishers of St. Petersburg

September Trout P7



Tim's September Presentation P6



We will get through this! P2



Some friends made magic! P8





President's Message: October 2024



As I have mentioned in the past, some times these monthly messages are easier to write than others. Well this month I am finding particularly hard. With two massive hurricanes only a few weeks apart, the lives of so many people have been turned upside down; including many of our club members. We have members who have been displaced from their homes because of flooding or went days without power from Helene only to have it happen all over again with Milton. I can't even begin to imagine the loss, the disbelief and the overwhelming stress these storms have piled on to so many people. On top

normal stresses and issues of daily life.

During this time I have witnessed club members communicating, checking to see how each other are doing, offering assistance if they could. That is more than just being a club, that is being a community of friends.

I know that when this newsletter come out that some time will have passed since Milton, but I also know that there will still be much clean up needed. We have members with chainsaws, rakes, trucks and a willingness to help. So if you are still in need of some help please let the club know so we can come together for you.

David
Enjoy Every Day,

David

David Redd

We are Suncoast Fly Fishers of St. Petersburg

Aims and Purposes

The Suncoast Fly Fishers, Inc. (SFF) is an organization of fishing enthusiasts who love fishing with the fly rod. We welcome all people of all ages with similar interests, regardless of their fly-fishing skill level. We enthusiastically teach those that wish to learn or improve their fly casting, fly tying and related fly-fishing skills. SFF meets monthly where we talk fly fishing, tie flies and most months feature a speaker with a program highlighting local fly-fishing opportunities.

Suncoast Fly Fishers (SFF) is a non-profit 501 (c) 3 organization. SFF is a charter member of the Fly Fishers International (FFI). SFF is a member of the Florida Council of FFI. SFF supports the conservation of natural resources, boating safety and fishing regulations.

Monthly Meetings. Guests welcome.

Third Thursday of every month (except December) at St. Pete's Walter Fuller Park Rec Center, 7891 26th Ave. N. 6 to 8:30 pm.

Directions to our meeting at Walter Fuller Park.

From 22nd Avenue N turn North on 72nd St. N. Turn left (West) on 26th Avenue N. Then turn right into the rec center parking lot.

Monthly Outings

Club members meet up every month for a fly-fishing outing and lunch. Usually it is scheduled on the Saturday after the monthly meeting on the third Thursday of every month.

Contact us by mail: Suncoast Fly Fishers, P.O. Box 40821, St Petersburg, FL 33743-0821

Visit our website and Facebook pages, too

SuncoastFlyFishers.com

[Monthly Calendar](#)

[Facebook.com/scff2020](https://www.facebook.com/scff2020)

Online Pay Portal: Pay dues, donate, purchase

<https://suncoastflyfishers.com/eshop/>

Membership

Suncoast Fly Fishers now has 121 members including 22 family and six honorary. Annual membership is \$50 (\$40 for seniors) and \$60 for families. That includes benefits and annual membership in [Fly Fishers International](#) and the [Florida Council](#) of Fly Fishers International.

WELCOME NEW MEMBERS
Jim Fletcher and Bo Brown

Suncoast Fly Fishers

P. O. Box 40821
St Petersburg, FL 33743
www.suncoastflyfishers.org

Club Officers

Pres: David Redd
Vice Pres: Jack Collins
Secretary: Tony Piazza
Treasurer: Karen Warfel

Board of Directors

Quin Berry, Rick Warfel (Prior President), Bill Scarola, Bob Burkard, Bruce Evensen, Cliff Nigh, James Davis, Bill AuCoin

Casting: Pat Damico, Dayle Mazzarella

FFI Liaison: Pat Damico

Conservation: Cliff Nigh

Fly Tying: Myron Hansen

Hog Roast: Open

Membership: Karen Warfel

New Members: Rick Warfel

Webmaster: Tim Elms

Facebook: Cliff Nigh, Anne Mitchell

Outings: Bob Burkard, David Redd, Bill AuCoin, Quin Berry, Mandy McGarry, Anne Mitchell, John Moder

Outreach, shows: David Redd, Bob Burkard, Bill Scarola, Tom Gadacz

Succession Plan: Rick Warfel

Programs: Board of Directors

Publicity: Bill AuCoin

Social media: Anne Mitchell

On The Fly

Editor Bill AuCoin, Anne Mitchell, Bob Hood, Tim Elms, Marshall Craig, Kevin Kelly

Committees--Members are encouraged to serve on one or two committees. Do you? If not, speak to one of the officers at the next meeting.

Meetings, Outings, and More



****EDITORS NOTE!: FLY TYING with Bruce will be on pause until further notice!

Thursday, October 17th



Kerry Flaherty Walia
October Speaker

- Come early and practice your casting! David or somebody is going to be there with targets to work on!
- Meeting starts at 7 pm. David Redd is back from whatever retirement trip he was on. 😊
- Committee chairs will update members on events including storm cleanup assistance, outings, parties and fishing to come.
- Members will be invited to submit names for the board to consider adding to December's Member Tribute Outing, formerly the Don Coleman Invitational.
- Our speaker is Kerry Flaherty Walia, Restoration Ecologist, Tampa Bay Estuary Program.

Saturday, October 19th outing: Changed to Upper Tampa Bay

- We're fly fishing the Old Tampa Bay Howard Franklin South to Snell Island
- The outing was moved from Hillsborough River (Washed Out)
- Awards will be given for catching the longest snook and the longest seatrout. Be sure to measure your longest fish and get pictures. And don't forget, you're also competing in the annual outing tournament so measure and take pictures of your redfish, seatrout, and ladyfish if they look like they could be longer than the current leader.

Casting for recovery.

- Members of Suncoast Fly Fishers are being asked to volunteer to help teach fly fishing to women undergoing or recovering from breast cancer treatment. This is in Live Oak, Florida on Saturday, October 26, and Sunday October 27. One night's hotel lodging is free. If you can help, email President David Redd at redfish68@yahoo.com.

Save the dates

- November 17, Big Gun Shootout Picnic Island
- December 7, SFF Christmas Party at St. Jerome's Catholic Church in Largo.
- January 11 (tentative), annual casting clinic with Dayle Mazzarella.
- January 16, SFF Trash 'n' Treasures meeting.
- March 29, 2025, SFF TBFFC Joint Banquet at the Carrollwood Rec Center. Speaker: Bob Clouser.

2024 Club Meetings and Outings

- November 21 Meeting. Open House. Our speaker is Bob Schorejs, aka "Kayak Bob." Topic: Kayaks.
- November 23 Outing. Upper Tampa Bay and/or Alligator Lake. Prizes for the longest snook, redfish, trout, or ladyfish. Meet up at noon or earlier at a Phillippe Park pavilion.
- December 7, SFF Christmas Party. St. Jerome Catholic Church, Largo.
- No meeting in December
- December 21 Outing (confirmed) Fort DeSoto Park. This is a salute to members of the Suncoast Fly Fishers who donate more time, energy, and ideas to make our club one of the best in the U.S. The new outing name has been changed from the Don Coleman Invitational to the **Suncoast Fly Fishers Member Tribute Outing**. SFF members will be asked to suggest names for consideration.

- ###



Jim Pelms: Fly Fishing Pre and Post Hurricanes



Bass stalking the grass drop off

Jim here. (definitely not Tim Elms) The pressure change? The water flow? The stirring of all things in the water? Yes, yes and yes. Fishing is usually great right before a large storm and after of course as water starts to drain and wash things all over.

Here's some tips on what to watch for on huge weather events to help you catch more fish:

Largemouth LOVE to swim the drop off edge of over filled ponds. Watch for bait up and in the grass of flooded ponds. The bass will be waiting right at the drop off.

Try fun and weird flies! Try extra-large flies around structure and flow points. The larger fish will be hiding waiting for a big meal without a lot of effort. Don't forget large top waters that make a ton of noise and move a ton of water.

Be aware of what's what salinity wise. Canals that flood are usually inundated with sewage, debris, and oxygen


depleted waters. Look for where rain runoff and canal salt water actually mix. Snook, Tarpon, Jacks, and even Ladyfish love to ambush in the cloudy mix.

Never caught a Gar? The time is now! Or after a storm. Look in canals in calm water right by current flows for Florida gars cruising and sitting up top. Strip right past their nose and set hard!

The wind is your friend. If you are frustrated in 40mph wind just use it to your advantage. Wind at your back, use a low back cast with an annoyingly high forward cast. Wind at your face, straight up back cast and finish your forward cast at your target. It's a lot easier than you think.

Dark Skies are the best skies. Catch a low ceiling of a storm and you may find the perfect minute of fishing. Remember most of our fish are nocturnal feeders and low light at noon is awesome.

Tight loops---*Jim* (definitely not Tim Elms 😊)



*Definitely not Tim with a Storm Tarpon
Good job Bill!*



September Speaker Tim Elms: Juvenile Tarpon from Shore



Tim Catching Poon in Winter

If you missed Tim’s talk about Juvenile Tarpon on a fly last month, you missed a doozey.

Tim took us through his travels around the world (haha) it was nothing less than pure satire adventures.

Here are his real tips and lots of tricks:

- 6-8wt rod usually
- 40lb 25-40lb bite tippet
- Tim loves flies in yellow, olive, or white
- Fish Top water like you mean it and make a lot of noise.
- For those up and down rollers, let the fly sink down and strip back slowly.

- Find “Artificial Flow” Heavy rain runoff during a slack tide is a good starting point
- Summer High tides bring fish very far back into the estuaries, creeks, ditches, and canals
- Winter low low tides, they tend to hang out in the deepest spot of the creek. Look for areas that may have warmer water than others.
- Size 2 – 1/0 Hooks
- Look for drainage areas with culverts and pipes
- Rain is always a good thing to stir up the little Juvis
- Watch for rollers, listen for eats and ALWAYS BE READY
- Practice casting around trees and obstacles
- Have fun. Its fishing

His presentation was almost the most perfect thing I have ever seen. In fact, only bringing one with him would have made it better.

We all know that Tim doesn’t share where to get them, but he is an absolute open book on how to get them. If you want to learn more about baby tarpon and how to catch them on a fly, say hi to Tim at the next meeting and you will find out why he has caught several hundred this year. Don’t be shy.

----Written by someone who is not Tim Elms.....Maybe

TARPON ADVENTURES

TE



WE ALL CAN AGREE ON ONE THING

Even the papa is a poon nut



Bob Burkard: Outings



Bob Burkard, meetings-outings committee chair

September Outing

The weather and the fishing were both good at the September outing held at the Sunshine Skyway North area. Our attending Suncoast Fly Fishers members along with four friends from the Mangrove Coast Fly fishers caught trout, pinfish, gag grouper, and ladyfish. Greg



Clark took the lead in the outing tournament with a 19 ½ inch sea trout.

Bob Hood and Dennis Mincher caught gag grouper. I have not caught a gag grouper on a fly and I hope that Bob and/or Dennis give us an update at our next general meeting including which fly each used and how they retrieved it.

The group met at a rest stop shelter and enjoyed the lunch that was provided by Bill AuCoin

October Outing

As I am writing this update for our October 2024 newsletter, I am watching the weather and preparing for the approaching hurricane (Milton). I am concerned about our members that are still reeling from the damage caused by Helene last week and hopeful that this incoming storm does not harm people and our Tampa Bay area further. So, while we are planning for our upcoming October 19th outing, we will see how things progress and make adjustments as necessary.

Due to the very high water on the Hillsborough River, we are changing the location of our October outing to Old Tampa Bay which is Gandy, anywhere south of RT 275 to Snell Isle. We will meet at the Crab Shack



Restaurant for Lunch.

Leaders on the 2024 Outing Tournament Trail

Species	Winner	Length	Outing (Month)
Longest bream	Kelly Sobczak	11-inches	Trout Creek Park
Longest black bass	Robert Mitchell	15-inches	Glades (April)
Longest Peacock Bass	Mark Hays	15.5-inch	Glades (April)
Longest redfish	Quin Berry	19-inches	Docklights (June)
Longest snook	Bob Burkard	24 inches	Docklights (June)
Longest seatrout	Greg Clark	19.5-inches	Skyway (September)
Longest ladyfish	Bob Burkard	15-inches	Docklights (June)

Tim Elms: Cobia Phobia!



Howdy! BOY HOWDY! I had a wonderful time speaking at the September members meeting with a chat about my favorite fish..Tarpon!. But, the very next day I was blessed to go out to the beach for Macks and Lil Tunny with Dr. Mikey Larkin; little did we know what we were up against.

The day was absolutely beautiful with full sun and barely a chop. Mike and I started finding the schools of Spanish Mackerel spread out all over the west skyway channel. We smashed many Macks but never saw Lil Tunny. Funny thing was; all morning I started telling Mike about how bad I want to catch a Cobia... I have been whooped really hard from Cobia before when fly fishing for Tripletail on the beach. I'm not sure when or where they show up but I know they like structure like Triple Tail do. We headed for some structure, and we decided go slowly up to it. Sure as



Cobia are silly strong!

heck, I spotted a dorsal and let Mike know I was gonna re-rig up properly for either Triple Tail or Cobia. We made a slow pass and a small Triple Tail ate my fly after a few shots in his face. We were laughing at the size but we knew something bigger was lurking and didn't come up. I let the lil guy go. After we both watched him shimmer back to his home behold the mighty Cobia was staring right at me. I made a quick cast and teased her to eat ferociously. The fight was on! I was pretty out gunned on my 8wt and we had to maneuver the boat around the obstacles. Mike was awesome and did everything right! Absolutely one of the strongest fish I've had to wrestle with a fly stick, she dove and ran and dove and ran. Landing her got kinda sketchy as we forgot a net, but Mike made it happen.



This was one of the best moments this year for me. Dang, if Cobia were around all the time I'd definitely be chasing them as much as I could. This fish was strong. Silly strong. We went back and forth winning rounds. Even though it wasn't a 100lb monster it was a bad to the bone fight on an 8 wt. It just proves that when things come together you really need to be ready for just about anything. Keep your eyes open and be aware of what may take place. Take your time and put that practice to good use. Can't wait for the crab traps to get placed for the next fish on the mind!

Thanks Again Mike and we are all thinking about you as you recover!

It's Triple Tail Time!--- *Tim*

Bill Scarola: DT SPECIAL



Bill Scarola

Meet up with other club members and tie two flies with Bill and Bruce L. on Monday, December 13. Bruce's fly tying studio is at 531 80th Avenue S. Pete. This is a great fly for catching snook at the beach so give it a workout at the FDP outing on Saturday, Dec. 18. Below is the DT Special pattern in two versions. The one on the top is a slight variation, using crystal flash instead of mylar strips. And note the head is shorter, exposing more of the hook shank. Both versions work well. For both versions take note of the position of the tail hackles and the mylar strip and of the palmered body/wing and also the length of the head.

Bill

Materials

- HOOK- 3407 or C68S or similar, size 1, 1/0
- EYES- Small to Medium stick on eyes, silver/black
- TAIL- Four white deceiver saddle hackles, two per side
- BODY/WING- One white neck saddle hackle, palmered
- HEAD- Thread built up and tapered
- GLUE- UV epoxy, & Sally Hanson type nail finish
- FLASH- 2 strips of silver Mylar strip, or 2-3 Pearl Crystal flash per side.
- THREAD- White, flat waxed



Tying Steps

1. Wrap the entire shaft with a thread base.
2. Add 2 white saddle hackles to each side. Match each pair up and tie in just short of half way up the shank.
3. Add one piece of mylar strip on each side
4. Attach one neck Saddle hackle on top of the tail thread wraps.
5. Palmer the above saddle hackle forward and tie it off. Keep the fibers close together. (NOTE: see the picture above as to spacing,. You want to leave about half the shank open.
6. Build up a tapered head of thread just in front of the palmered hackle to the hook eye. Make it large enough to attach your eyes and tie it off.
7. Put your stick-on eyes, just in front of the palmered neck hackle onto the widest thread wraps.
8. Apply your U V epoxy glue forming a tapered head. Cover the eyes and form a conical head to the hook eye.
9. Cure the epoxy and apply some Sally Hanson topping.



Bill

Tie the White Polar Fiber Minnow with Bill Scarola and Bruce Evensen



Tie the Polar Fiber Minnow Monday, Sept. 12



Instructors Bruce Evensen and Bill Scarola on the job

In case you missed it we're back to tying flies in person on Mondays at Bruce's studio at 531 80 Ave. North in St. Pete. Bruce and I will lead members through the steps for the White Polar Fiber Minnow starting at 6 pm on Monday, September 12.

Bill

Materials for White Polar Fiber minnow

Hook: Short shank or circle hook, size 1 or 2

Thread: White, flat waxed

Body: White polar fiber or select craft fur, or similar

Beard: Pearl Crystal Flash, or microfiber, or other.

Eyes: Stick-on in 5 or 6 your choice


Glue: UV epoxy, and eye attaching glue of your choice

**Tim Elms
TAKEOVER**

Tying Sequence

(Note: This fly is tied *High Tie Style* with all material placed above the hook shank)

- 1- Wrap hook shank with thread
2. Attach a small bit of red fiber just in front of the hook bend. After you anchor the material in place, hold the material straight up and apply a few wraps under and around it. This can help keep the material above the shank.
3. Add a clump of white fibers. Tie them just in front of the red beard. Be sure to keep the fibers tapered. You may have to clean out some stray and or fibers that are too long.
4. Add several strands of pearl Crystal Flash to each side of the minnow.
5. Add a second bit of white fibers just in front of the first bunch allowing the fibers to create a tapered look.
6. Be sure to add enough material so it's up to the hook eye.
(Note: If necessary, you may add a third bit of fibers to create the full minnow body. You can add a top color instead of white such as olive, gray, etc. White material should always go in first or second, then add a color to the top of the white if you choose.)
- 7- Whip finish the material.
- 8- Attach the eyes, add a drop of glue to each side of the fly and be sure to keep the eyes above the shank.
- 9- Apply a bit of UV epoxy to the eyes and thread wraps.



Capt. Pat Damico: Protect Fly Fishing Gear

While drifting the flats for other species, mangrove snapper are often encountered this time of year as they school in preparation for spawning later. When using a typical 8 or 9-weight fly rod with size 1 or 1/0 baitfish imitating flies, search for trout reds and larger fish, a snapper will occasionally be hooked.

Probing deeper areas in grassy flats, rock piles, and docks are often key locations. If one is found, many more are there. Use your anchoring system and change to a setup that will greatly increase your chances for success while adding to the fun. A lighter 4 or 5-weight fly rod equipped with a clear sink tip line and a 9 ft leader tapered to 8lb fluorocarbon is needed especially if the water is clear. Select a small weighted size 8 fly that imitates a crab, minnow, or shrimp.

To fish close to the bottom where the fish are located, use a countdown method.

After the cast count until the line goes slack indicating the fly is on the bottom. On your next cast, begin the retrieve sooner. Keeping the fly close to the bottom or structure will give you constant action. A great experience for new fly fishers and children, the light fly tackle will give these strong small fish a chance to really pull, and their bait-stealing reputation will be foiled by constant hookups with smaller flies.

Fly fisherman and casting instructor Pat Damico charts lower Tampa Bay and can be reached at captpatdamico.com and (727) 504-8649

Captain Pat

Elms Memes!



Used Gear for Sale

Woody Miller is selling his fly fishing kayak.

Phone: 727-560-6086

It's a Jackson YuPIK 12-footer.

It's ideal for fly fishing with an open deck design.

Excellent shape! \$1300.00



New Member Jim Fletcher has lots of like-new gear for sale.

Email him at jimfletch54@gmail.com or phone him at 727-580-6582

RODS



Orvis "Clearwater" 9-wt Fly Rod, 9 ft, 4-piece, like new, asking \$75. <<<<<<

Sage "Motive" Fly Rod, 9-wt, 9 ft, 4-piece, Like-New condition, asking \$150 >>>>>>



REELS

Sage "Spectrum C" series Fly Reel, color Black, Size 7/8, Like-New condition, spooled w/Backing, Fly line, & Leader, asking \$50

Sage "2200 Series" Fly Reel, color Black/Blaze, size 2210, Like-New condition, spooled w/Backing, Fly line, & Leader, asking \$75

Sage "4200 Series" Fly Reel, color Platinum, size 4210, Like-New condition, spooled w/Backing, Fly line, & Leader, asking \$100



MISCELLANEOUS

<<<MFC (large) Fly box, with Flies, Like-new condition, asking \$50

Fly fishing miscellaneous extras, asking \$25 >>>>>

Orvis Practicaster, practice fly rod, new condition FREE



Tim Elms

TAKE OVER

Co-in: Flyfisher Flyover



Sorry Billy! Since Bill Aucoin's house didn't fair well from Helene, you may have noticed that I took over for the month! Hahah We are HERE FOR YOU ALL! Here are fly fishing things around the web that I find interesting or gear I use. Thanks team!

Favorite fly fisher youtube. Ben Collins. Ben is a smarty pants that talks mainly about trout fishing but can lay down the humor of all things fly fishing (<https://www.youtube.com/hugeflyfisherman>)

Favorite Fly fishing TV show. Fish or Die. This was a pretty long run of a show. Group of buddies who fly fish all over the world with epic adventures and usually fly fishing for 10 minutes of the show. The Bays very own home grown guide is part of this team. Capt Brian Jill ([Streaming on Discovery+ You can find it other places](#))

[also](#)) they also did a series called [Geo Bass](#)

Favorite Fishing podcasts: Millhouse – This is mainly about the greats and how great fishing was...for them I guess. The Ovis one is good also—love him or hate him Tom Rosenbauer does lay down lots of info Down the Path--There's even a great true crime one—This is an absolute must for combo true crime and fly fishing. (Anywhere you get your podcasts)

Favorite non fly fishing but Inshore fishing on youtube. Lawson Lindsey—Lawson is a normal, just fishy guy, who is not as annoying to watch as most are. He has slowed way down posting videos but his whole archive is good. (<http://www.youtube.com/lawsonlindseyfishing>)

Favorite caster on youtube. Paul Arden and Sexy Loops.—Paul is a recluse who moved to Thailand in search of himself...or something. But his videos on drills are some of the best. He is currently the Gandolf of fly casting.. (<http://www.youtube.com/sexyloopstv>)

Favorite Fly fishing book. Lords of the fly By Monte Burke—Just the best all around into the insanity of some expert legends of the sport. ([AMAZON](#))

Favorite App for Tides. Tides Graph Pro-- Simple. Pleasing. And widgets that work. ([Apple Store](#))

Gear Lately

Favorite new gear for myself. Scientific Anglers Regulator Spool-- This has changed my life for how many times I change lines, rods, and reels. Totally worth it. ([AMAZON](#))

Favorite keeping my toes dry boots. Grundens Deck Boss Ankle Boot—I wear them all the time. I hate my feet getting wet in the grass or chewed up by bugs. I can't believe it took me 3 years to figure out why nerds were actually wearing these. . ([AMAZON](#))

Favorite Line Currently. SA Infinity Salt Taper—Its not for everybody. With a longer belly be weary if you can carry a lot of line or not. ([AMAZON](#))

*Special Friends of
Suncoast Fly Fishers*

ORVIS[®]

www.orvis.com



www.stpetefishingoutfitters.com



www.plantationoncrystalriver.com



**FLY FISHERS
INTERNATIONAL**

www.flyfishersinternational.org



www.etsy.com/shop/PoppaBrucesFlies



www.billjacksons.com

CORTLAND[®] 

WORLD FAMOUS FISHING LINE   SINCE 1915

www.cortlandline.com



www.thomasbruce.com




www.canocountryfl.com



www.flyfishingwesternwyoming.com



Special Friends of Suncoast Fly Fishers



Email Alan Sewell
sewellalan@yahoo.com



www.tampabayonthefly.com

BRUCE EVENSEN
CUSTOM FLIES



Email
eEvensenb@gmail.com



www.nighflyrods.com




www.captpatdamico.com



WEST-COAST-KAYAKS.COM



Email Jim Swann at
jalswann@aol.com



ANDYTHORNAL.COM



THE RITZ-CARLTON ORLANDO
GRANDE LAKES



www.bobleestire.com/



www.carbonmarine.com/



www.metalfab-inc.com