

On The Fly

Newsletter of the Suncoast Fly Fishers of St. Petersburg

Our June speaker P6



Marathon Mahi Plus P7



Brad Lowman's snook P5



David Redd in Maine P8



Sixty years ago P9

**1964 CHEVROLET
STATION WAGON STREAMER**


Chevrolet's offering of five full-size Station Wagons for 1964 is designed to meet your needs—and your budget. Versatile 6- or 9-passenger models. Easy seat conversion, up to 97.5 cu. ft. of cargo space, with hidden stowage compartment.

MATERIAL: Hook—#12 2X long T.D.E. • Thread—#00 black nylon • Tail—8 or 10 red-brown gamecock hackle wings • Body—Fine cinnamon brown wool yarn • Wing—Hair of fox squirrel tail.

Note: As fly head is finished, flatten wing by exerting pressure of thumbnail on butt of hair to give fly a flat top like the roof of a Chevrolet Station Wagon in Almond Fawn color.

A black and white photograph of a 1964 Chevrolet Station Wagon Streamer, a station wagon with a roof rack.

Shrimp fly month P10-11-12





President's Message: June 2023

June is our annual dock light and beach fishing outing. Summer fishing can be a bit slow, but dock lights and beaches are two reliable places to find snook this time of year.

To get tuned up for the event we have scheduled an expert to discuss the finer points of fishing the beaches. Member, James Davis is a really good fly fisherman, and he has the fish to prove it.

At our October outing 2021, James pulled in a 34" snook fishing the North beach at Ft. DeSoto. At our member meeting, on June 15th, James will share his secrets about fishing the beaches for snook. Put these skills to use at the outing this month and at our August outing when we return to Ft. DeSoto for Brisket by the Bay.

August is the month we hold our Summer BBQ. The snook will still be holding along the beaches and lunch will consist of slow cooked brisket and all the fixings. Even if you don't fish this event, you really need to come out to enjoy the food and the company. I look forward to seeing you at all our upcoming events this year!

Thanks

Thanks. Stay safe and keep fishing!

Rick

Rick Warfel

Meetings, Outings, and More

Thursday, June 15 Meeting, 7 – 8:30 pm

Walter Fuller Park Recreation Center, 7891 26th Avenue N., St. Petersburg

- Our speaker is member James Davis who will talk about his strategies for catching snook on dock lights and on Gulf beaches. Of course, that's what our June outing is all about – catching snook on dock lights and on the beach.
-

June outing: dock lights and beaches

- Fly fish dock lights on Friday night and Saturday night, June 16 and 17.
 - Fly fish beaches on Saturday, June 17, and/or Sunday, June 18, until 1 pm each day
-

Future meetings and outings (subject to change)

- July 20 meeting: Speaker is Justin Tramble, director of Tampa Bay Waterkeepers.
 - July 22 Outing: Picnic Island Park, Tampa Bay

 - August 17 meeting: Video gallery, fishing beaches with a fly rod
 - August 19 outing: Beach fishing for snook at Fort De Soto Park. Enjoy brisket BBQ picnic

 - September 21 meeting: Fly tying tables. Join other members at their favorite tie-a-fly table.
 - September 23 outing: Hillsborough River. Carl Hanson Memorial outing competition with Tampa Bay Fly Fishers.

 - October 19 meeting: Peter Clark, founder and president, Tampa Bay Watch
 - October 21 Outing: South Skyway Rest Area

 - November 16 meeting: Open house speaker
 - November 18 outing: Fort De Soto Park

 - December: no meeting
 - December Outing: Fort De Soto Park, Don Coleman Invitational with Tampa and Sarasota fly clubs.
-

Let's grow Suncoast Fly Fishers. Boost attendance, too.

Our club has about 120 members but attendance at meetings and outings doesn't come close to that. So the board of directors has asked members to join the effort to build membership and attendance.

- Invite your friends to come with you to meetings and outings. They'll get to experience the fun and friendships.
 - From time to time we'll have fly tying demonstrations and other programs that will appeal to fly fishing newbies.
 - Spread the word on your social media accounts.
-

Got an idea for another overnight trip?

- The board is looking for ideas for another overnight trip or two. This would be in addition to the annual canal exotics outing.
 - One suggestion is Cedar Key. Redfishing is really good there, they say.
 - Got any ideas? Chat up a board member at the June meeting and share your ideas.
-

We are Suncoast Fly Fishers of St. Petersburg

Aims and Purposes

The Suncoast Fly Fishers, Inc. (SFF) is an organization of fishing enthusiasts who love fishing with the fly rod. We welcome all people of all ages with similar interests, regardless of their fly-fishing skill level. We enthusiastically teach those that wish to learn or improve their fly casting, fly tying and related fly-fishing skills. SFF meets monthly where we talk fly fishing, tie flies and most months feature a speaker with a program highlighting local fly-fishing opportunities.

Suncoast Fly Fishers (SFF) is a non-profit 501 (c) 3 organization. SFF is a charter member of the Fly Fishers International (FFI). SFF is a member of the Florida Council of FFI. SFF supports the conservation of natural resources, boating safety and fishing regulations.

Monthly Meetings. Guests welcome.

Third Thursday of every month (except December) at St. Pete's Walter Fuller Park Rec Center, 7891 26th Ave. N. 6 to 8:30 pm.

Directions to our meeting at Walter Fuller Park. From 22nd Avenue N turn North on 72nd St. N. Turn left (West) on 26th Avenue N. Then turn right into the rec center parking lot.

Monthly Outings

Club members meet up every month for a fly-fishing outing and lunch. Usually it is scheduled on the Saturday after the monthly meeting on the third Thursday of every month.

Contact us by mail: Suncoast Fly Fishers, P.O. Box 40821, St Petersburg, FL 33743-0821

Visit our website and Facebook pages, too

SuncoastFlyFishers.com

[Monthly Calendar](#)

[Facebook.com/scff2020](https://www.facebook.com/scff2020)

Online Pay Portal: Pay dues, donate, purchase

<https://suncoastflyfishers.com/eshop/>

Membership

Suncoast Fly Fishers now has 120 members including 19 family members and 6 honorary members. Dues are \$50 (for individuals, \$40 for seniors, and \$60 for families. That includes benefits and annual membership in [Fly Fishers International](#) and the [Florida Council](#) of Fly Fishers International.

Suncoast Fly Fishers

P. O. Box 40821
St Petersburg, FL 33743
www.suncoastflyfishers.org

Club Officers

Pres: Rick Warfel
Vice Pres: Quin Berry
Secretary: Tom Gadacz
Treasurer: Karen Warfel

Board of Directors

Bill Scarola, Bob Burkard, Bruce Evensen, Ryan Sollars, Cliff Nigh, David Redd, James Davis

Casting: Pat Damico, Dayle Mazzarella

FFI Liaison: Pat Damico

Conservation: Cliff Nigh

Fly Tying: Myron Hansen

Hog Roast: Open

Membership: Tom Gadacz

New Members: Rick Warfel

Webmaster: Tim Elms

Facebook: Cliff Nigh, Anne Mitchell

Outings: Bob Burkard, David Redd, Bill AuCoin, Quin Berry

Outreach, shows: David Redd, Bob Burkard, Bill Scarola, Tom Gadacz

Succession Plan: Rick Warfel

Programs: Board of Directors

Publicity: Bill AuCoin

Social media: Anne Mitchell

On The Fly

Editor Bill AuCoin, Anne Mitchell, Bob Hood, Tim Elms, Marshall Craig, Kevin Kelly

Committees--Members are encouraged to serve on one or two committees. Do you? If not, speak to one of the officers at the next meeting.

Bill AuCoin: Brad Lowman's Snook and Redfish Insights

Capt. Brad Lowman was our May meeting speaker and he arrived right on time. But a 33-inch snook tried to make him late. About an hour earlier, sight-casting with the late day sun at his back, Brad hooked into that big snook at Fort DeSoto Park.

"Everything was grand. Fort DeSoto Park looked like the Bahamas today," he said. He said when he saw that snook he took some time to calculate where he wanted to place his fly. The wind was a factor, as always. He praised his Sage R8 6-weight rod for helping him place his shrimp fly. His




Here's the fly that enticed that 33-inch snook. It was a size 2, EP Spawning Shrimp.

cast way in front and long so he could make sure he could present the shrimp fly so the snook wouldn't spook. He let the intermediate line take the fly down to the sand. Then he pointed his rod tip right down to the bottom, too, so that when he stripped the fly it wouldn't go up and down in the water. Brad carefully brought the shrimp into the snook's view and ... yeah!! It took him into the backing two times. Brad had to go to a meeting but first things first.



Brad landed this 33-inch snook on an EP Spawning Shrimp fly at Fort DeSoto Park in mid-May.

Everything Brad shared about snook was just right for members planning to fish our Gulf beaches in June. Our June outing target is snook and members can fish beaches or dock lights. But he also gave us his suggestions for fly fishing for redfish in Tampa Bay. That was very timely because our club's May outing was in Upper Tampa Bay and the target was, of course, redfish. The water is very clear. Use a 6-weight. The rod and the lighter line make for a lighter fly presentation. As snook and reds get more fish pressure they get more easily spooked. Use a shrimp or tiny crab fly and present them carefully and slowly. How about a minnow or schminnow? Nah. The flats are loaded with minnows. Feed the reds something different. Stand quietly and wait for them to come to you. Or, wade very slowly. Do not wade into those dark spots on the flat. You'll spook the school and they'll blow out of there. When you get a shot at a redfish don't let the fly land too close. Let it land way in front and add distance to the cast so you can change the location of the fly to intersect with the red. Keep the rod tip down in the water so the fly swims level.



Brad Lowman

Brad has been one of our club speakers almost every year for the last 15 years. And it's always a thumbs-up presentation for fly fishers. He covers all the how, where, and when. Now he also can draw on the latest info from his spouse and Captain, Lisa Lowman, and Capt. Matt Foster. Together they make up the team or Gulf Coast Fly to help fly fishers check off bucket list items, like, you know, "Tarpon on the beach, glowing bull Reds, backcountry Snook."

Gulf Coast Fly

Fly Fishing Guides from Tampa, FL
to New Orleans, LA

Bill

Bob Burkard: June Beach & Dock Lights Outing



James Davis with a nice beach snook. He'll be sharing his beach and dock light tips at the June meeting.

Are you ready? The bigger question is, are the snook ready? This is June, our traditional dock lights and beach outing month. And snook are the shiny object.



We're coming for them this month on Gulf and Bay beaches AND on residential dock lights. You can fish anywhere in the Tampa Bay area including Pinellas, Hillsborough, and Manatee counties. Here are the official outing dates and hours:

- Fly fish dock lights on Friday night and Saturday night, June 16 and 17.
- Fly fish beaches on Saturday, June 17, and/or Sunday, June 18, until 1 pm each day.
- The member catching the longest snook wins the gift certificate. (\$10). Measure it. Take a picture and email or text it to newsletter editor Bill AuCoin (wmaucoin@verizon.net, 727-417-6676). The longest snook caught in the outing also puts that fly fisher in the lead in the snook category for the annual tournament prize. See the leader

board below.

- Members should also measure and take a picture of their redfish, seatrout, and ladyfish. The longest ones caught take the lead in the annual tournament contest. As you can see on the leaderboard below, saltwater gamefish categories are wide open.

<i>Leaders on the 2023 Outing Tournament Trail</i>			
Species	Winner	Length	Outing (Month)
Longest bream	Anne Mitchell	7"	Hillsborough River (April)
Longest black bass	Mark Hays	14.5"	Hillsborough River (April)
Longest exotic	David Redd	12"	Everglades Outing *(April)
Longest snook			
Longest redfish			
Longest ladyfish			
Longest seatrout			

May outing on upper Tampa Bay

The May 20 outing on Upper Tampa Bay was lots of fun even though nobody caught a redfish. The "Lizard Flats" north of Gandy Boulevard were beautiful and a good time was had by all. Ten of us did the heavy lifting (sarc); half wade-fished and half fished from their kayaks. Other fish were caught - ladyfish, catfish, and a flounder (thanks to Kelly Sobczak). Then everybody, 13 in all, met for a delicious lunch at the Crab Shack restaurant.

Bob



Kelly's flounder

Robert Fischer went to Marathon. And what a day he had

May 29

Good fishing in Marathon last week.

Lots of small dolphin like this one that we had to release, but we did get 35 keepers, two blackfin tuna and a 30-pound kingfish.

The dolphin loved the Spanish mackerel fly in blue and silver as long as you kept it moving fast.

Robert



Dayle Mazzarella: Fishing the seams in Ham's Fork River



Here is a short summary of our first two weeks in Wyoming. Southwest Wyoming has monster snow and water levels. Despite this we've done really well fishing the seams between fast water and slower water!

I've been nymphing with jig leaches, San Juan worms and orange (dead) scuds. The fish are really healthy. The one bummer is the brown water!

Dayle

James Davis: Clearwater Beach Sheepshead



I caught this sheeps head on an Aphlexo Crab out at Clearwater Beach fishing with a good friend of mine fishing with Cortland's Ultra Premium Fluorocarbon Tippet. It was 2X size testing 10.9 pounds. There were a number of sheepshead feeding off of this one particular rock. The sheepshead were interested in the crab fly and one finally grabbed a hold of it. It immediately ran me into the rocks. I had to release drag pressure on the line and wait for him to swim out. It took him a good four minutes, but he did swim out. I had to fight the fish back-and-forth across the shoreline around the rocks for another three minutes. I was able to land the fish and get a picture with him, after which the fish was released, unharmed.

James

David Redd: Trout and Salmon Trip to Maine



David Redd and one of the trout he caught on the top of Fish River in Winterville, Maine.

I just returned from my first trip to Northern Maine in the springtime. A little cold my first two days there, 41 degrees, but the weather warmed and we got to do some fishing.

On the first day fishing with my good friends Cathy and Russ, we fished Fish River in Winterville. Cathy and I both caught landlocked salmon, Russ was playing the part of the guide. The Mayflies were in the air and I found success with a Blue Wing Olive dry fly. The salmon made for a nice dinner that evening.

The next day Russ and I hiked to a beaver dam that we had found during a hike this past December. Sure enough, the beaver dam was still there and it was loaded with small native brook trout. Between the two of us, Russ and I must have caught at least fifteen of these beautiful little fish.



One of many beautiful native brook trout they caught by a beaver dam.

The weather was beautiful after the first couple of days and the northern Maine woods are just amazing. While staying at camp we saw a moose, a black bear, a red fox and deer. I find this to be a very special place on Earth, not only for the reasons previously mentioned but mostly for the friends that share it with me.

David



Jack Collins: 1964 Chevy Station Wagon Streamer. Really?

There's a fascinating web site for fly patterns to consider for the monthly newsletter. It's hard to beat our SFF Fly Archive; however, this site is well organized, offers a wide range of patterns, mixed with lots of tying videos and a little nostalgia thrown in.

I especially liked the 1964 Chevrolet Station Wagon Streamer.



**1964 CHEVROLET
STATION WAGON STREAMER**

Chevrolet's offering of five full-size Station Wagons for 1964 is designed to meet your needs—and your budget. Versatile 6- or 9-passenger models. Easy seat conversion, up to 97.5 cu. ft. of cargo space, with hidden stowage compartment.

MATERIAL: Hook—#12 2X long T.D.E. • Thread—#00 black nylon • Tail—8 or 10 red-brown gamecock hackle wisps • Body—Fine cinnamon brown wool yarn • Wing—Hair of fox squirrel tail.

Note: As fly head is finished, flatten wing by exerting pressure of thumbnail on butt of hair to give fly a flat top like the roof of a Chevrolet Station Wagon in Almond Fawn color.



Impala 4-Door 6-Passenger Station Wagon



The fly pattern looks a lot like my family car with no added frills. But, I have to admit, it was no joy sitting in the third seat, facing backwards as we rolled out of the neighborhood on the way to the beach with our kids complaining about the heat. Air conditioning was not an option on our cars. Of course Dad shouted back that he had the solution as he reaches under the dash and the rear window descends to... "cool us off?"

As we pulled up onto the highway and the leaded gas exhaust fumes started wafting in through the open window, we were whining again. "Are we there yet?"

Of course, like a true promotional advertisement, you have to appreciate the creativity of the Note.

Also, while my brother and I only dreamed of Dad buying a Corvette, Chevrolet's Ad-Men did weave an artful description for both fly and roadster.

Here's [the link](#) to the '64 station wagon streamer.

The main web site is <http://flytyingnewandold.blogspot.com/>

Jack

This is a great saltwater fly for June's outing on dock lights and beaches


The Gotcha. aka Mylar Tube Shrimp with Bruce Evensen & Bill Scarola



Bruce

Bruce and Bill led fly tiers through The Gotcha steps on Monday, June 5 at Bruce's fly tying studio. Bruce and Bill lead fly-tyers through the steps at Bruce's Fly Tying Studio on Mondays. Fly tying sessions start at 6 pm. Bruce's fly tying studio address is 531 80th Avenue North in St. Pete.

The pictures below show several different materials used to tie this shrimp pattern. Bruce's materials and steps follow.



Bill



Materials


- A: Hook- 1,1/0, 3407 or stingers, 2
- B- Thread, flat waxed, orange or brown
- C: Legs, rubber silly legs in various colors, brown, cream, and/or white
- D: Eyes. shrimp eyes, long shaft
- F: Body, red Estaz, or Martha Steward eyes
- G: Head. White bucktail or marabou. NOTE; Brown and/or pink colors can be substituted here.
- H: Antenna. Pearl Krystal flash
- I: Body covering. Mylar tubing

Steps

- 1: Wrap hook shank with thread.
- 2: Wrap Estaz up the shank from the hook eye up to just before bend.
- 3: Attach eyes so one is on each side and slightly ahead of the hook bend.
- 4: Tie in some marabou just behind hook bend.
- 5: Add some long bucktail so it extends about an inch past the bend.
- 6: Add 4 silly legs on top of bucktail.
- 7: Add several strands of pearl crystal flash on top of the legs and bucktail, extend past both.
- 8: Slide your mylar tube over all material and tie off just in front of the hook eye. Trim the front of the tubing into a pointed crest so it's over and slightly ahead of the hook bend.
- 9: Fan a ¼-inch of tubing over hook eye to represent the shrimp tail.


Here's another shrimp fly for June's dock lights and beach fly fishing outing

Docklight White Shrimp with Bruce Evensen & Bill Scarola



Bruce

Bruce and Bill led fly tiers through the steps tying this beautiful fly on Monday, June 12 at Bruce's Fly Tying Studio on Mondays. Fly tying sessions start at 6 pm. Bruce's fly tying studio address is 531 80th Avenue North in St. Pete.



Bill

MATERIALS:

- a. Hook- # 2 stingers or similar
- b. Thread-white flat waxed
- c. Eyes- red shrimp eyes
- d. Legs- palmered chenille, tan/pearl
- e. Back- tan supreme hair
- f. Under body- white bucktail, & white marabou
- g. Tentacles, pearl crystal flash and white Sili legs
- h. U V epoxy

STEPS:

1. Wrap hook shank with thread.
 2. Add several wraps of palmered chenille from the hook eye half way toward the hook bend. Keep material on under side.
 3. Attach eyes so one is on each side ahead of the bend.
 - 4 Add a clump of white marabou in front of chenille.
- NOTE: a drop of glue can be added to the thread wraps as you tie in each part.*
5. Add two white Sili Legs so they project well past the bend.
 6. Add 4 strands of crystal flash extending 2 inches past the bend
 7. Add on top of all material a 2-3" bunch of supreme hair also extending about an inch past the bend. Also leave a 1/4" past the hook eye to form a tail, as shown.
 8. Apply U V epoxy only to the Supreme Hair, forming a point an inch past the hook bend, and flair out the tail part.



Smitty's *Neon Shrimp Fly* of the Month for June



A great fly for stained or dirty water as the Laser Wrap reflects any light in glowing neon.

Smitty



Smitty's Neon Shrimp Fly

Materials:

Hook: Gamakatsu SP11-3L3H Size #4 - #1

Thread: Clear mono

Weight: Plain barbell eyes (Tungsten barbell for faster/deeper sink rate)

Legs: Clear/Fire Tip Sili Legs

Mouth: Soft hackle fibers and sparse craft fur tuft for the "horn"

Eyes: Mono shrimp eyes

Underbody: Flat silver tinsel

Body: Hot Pink Laser Wrap (transparent Mylar gift wrap) over-coated w/ UV Resin

Wing: Tan craft fur

Tying Sequence:

Step 1: Attach the barbell eyes with figure eight wraps, run thread down to the bend of hook

Step 2: Attach in 2 of the Sili Legs. Now for the mouth parts you will need a smallish soft hackle type material that breathes, (you can use a tiny Heron plume and palmer it 3 times). Attach your mono eyes in the correct position.

Step 3: Grab a small bunch of craft fur, remove the underfur, slightly taper the material. Form a small 'Horn' on top. Front is now finished.

Step 4: Attach a cut strip of Laser Wrap under a length of Flat Silver Tinsel. The Laser Wrap really glows as the underbody shines through. Run thread back up to Tungsten Eyes.

Step 5: Wrap the tinsel forwards in touching turns, tie off. Wrap the Laser Wrap forward and tie off. Coat the body in UV Resin. Once dry, attach a second set of Sili Legs, grab a larger bunch of Craft Fur and form a wing in front of the barbell eyes, tie off and finish fly.



Capt. Pat Damico: Captain's Corner

How to keep the (dock) lights on

Getting a trout, redfish and snook on the same outing with a fly rod is very challenging. Increase your chances by concentrating on lighted docks and bridges. We often go out a few hours before daylight and can usually fish without seeing another boat, especially on weekdays. Trout and snook have been the primary targets; reds can be very regional and docks near flats that hold reds during the day are always preferred. The tide must be moving to produce feeding frenzies that often allow doubles when two fly casters are working carefully covering an area. Position one caster on each end of the boat. Rather than anchor, a bow mounted electric trolling motor will keep your boat in the proper position parallel to the shoreline. Use it to get large fish away from barnacle encrusted pilings that ruin fly lines and break off fish. Baby tarpon have been a recent bonus and will require a quick accurate cast as they usually do not hang around like other species. Use a 30 pound shock tippet and white baitfish patterns that match the size of bait around the lights. Crimp all barbs to make releasing easier. Respect the dock owner's privacy or you will find the light out on your next trip.

Captain Pat

Fly fisherman and casting instructor Pat Damico charts "Fly Guy" in lower Tampa Bay. You can reach him at captpatdamico.com and 727-504-8649



Jonas Magnusson, Fly Fishers International Certified fly-Casting Instructor

Jonas Magnusson: Vertical Wrist Abduction


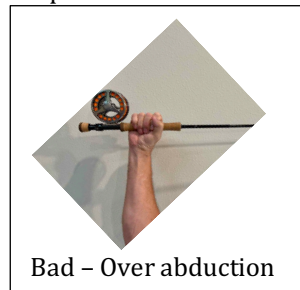
My March tip, *How to cast straight*, considers what happens if there was too much bending (radial movement) of the wrist (abduction) in the **horizontal** plane. So, it's logical to consider what happens when we over-abduct the wrist in the **vertical** plane.

The angle between the underarm and the rod then becomes, say 90 degrees. Beginners and intermediate casters do this frequently on their back-casts. This will send the line careening down behind the caster, and thus it will be traveling in a great big arc in the vertical plane. When the wrist bending (radial movement -

abduction) is kept minimal the rod is stopped just past vertical, the caster will

have a much straighter line behind and now has consequently the foundation to a good forward cast.

Read more on Jonas' website....
[Every Jonah Has A Whale](#)



For Sale or Swap

Alan Sewell sold his Gheenoe. And there's more. Email sewellalan@yahoo.com or call 727=470-4570

- 1) Wilderness Systems RIDE115 kayak - high seat - stand-up kayak with dry compartments. Includes two nice paddles, folding anchor, mini paddle, tackle crate with rod holders and many extras. Ready to fish. \$400. (was \$600).
- 2) Kayak Trailer – Continental, Galvanized, three bunks plus - storage boxes. Carry up to four kayak. Spare tire, extra hubs and rims (in nice carry-on boxes), hub changing kit (grease, jack, gloves, tools, etc.) . Includes 1-7/8 2" male hitch and a hitch ball wrench plus other extras. \$400 (was \$600).

NOTE: Get the "quantity discount." Buy both for only \$750

Bill Scarola's Puns of the Day

Many dads only fish on days that begin with "T":

TODAY, TOMORROW, THATURDAY, AND THUNDAY!!!

Why did God create Adam before Eve?

He didn't want any advice on how to do it!

I went to a bookstore and saw a book titled "HOW TO SOLVE 50% OF YOUR PROBLEMS".

SO I BOUGHT TWO!!!

GERTRUDE: You don't really believe your husband's story that he spent the whole day fishing, do you? He didn't catch a single fish.

GLORIA: THAT'S WHY I BELIEVE HIM!

Why did Grandpa put wheels on his rocking chair?

He wanted to ROCK AND ROLL!

What do they call fish that act in movies??

STARFISH!!!

How does a school of fish keep up with what's happening in the ocean?

They listen to the CURRENT NEWS

A Texan was telling his friend about the 20-pound bass he caught. His friend asked, "Was it tough bringing him in?"

Yeah, "drawled the Texan, " but it wasn't nearly as tough as the five pound grasshopper I caught it with.

Bill AuCoin: Flyfisher Flyover



Is old and slow the way to go? Do older fly rods with more bend cast better than the new ones? It depends on several things but it turns out for competitions lots of many experts prefer the old Fenwick HMG rods. ([Midcurrent](#))

About that new Sage rod. When he spoke to members at the May meeting, Brad Lowman was really proud of his Sage R8 rod. He talked about how it helped him hook up with and land that big snook at Fort Desoto Park last month. I did a search and, yes, it is a big deal. Here's a review underscoring everything Brad said. It's "The ultimate saltwater fly rod." ([Field & Stream](#))

Did somebody say snook on the beach? More than half our outings for the rest of the year target snook on the beach. We can learn a thing or two from Bob Popovics, one of the best at the game of surf fly fishing. He's been at it for more than 50 years. ([Tail Fly Fishing](#))

Healthy Beaches – If you're going to wade fish the beaches be sure to check out the bacteria counts. All but one of the Pinellas Beaches scored good on the June 5 count. I think the water gets tested once a week. ([Florida Healthy Beaches](#))

Tampa Bay is only 11 feet deep? Well, on average, that sounds right. There are worries associated with the rapidly growing population. My worry is that water quality, seagrasses, and fish populations will go down. And they're already down a lot. ([Weather](#))

A River Runs Through It – No, not the movie. This is the St. John's River which runs from mid to north Florida. This is Jon Cave's river. This is the "real world versus the synthetic world. The St. Johns is a treasure to this country. It's no different than the Yellowstone or any of the great fishing rivers." ([Angler's Journal](#))

But this is a movie. *Mending the Line* follows the emotional journey of a marine suffering from PTSD after serving in Afghanistan. He strikes up a friendship with a guy who teaches him how to fly fish. It's got beautiful fishing scenes but it's the journey of the characters that makes it so good. It'll be in theaters soon. ([Field & Stream](#))

June is Women's Fly Fishing Month. The goal is to underscore all of the contributions that women make for fly fishing. Give them a round of applause. ([Fly Fishers International](#))

I really like this knot. Capt. Pat Damico showed us this leader-to-fly knot once. I love it. I make three hitches and call it a Double Davy. It has never failed me. ([Midcurrent](#))

Remembering Dave Whitlock. "Close friends and family gathered at Dave and Emily Bruce Whitlock's home on May 20 to Celebrate Dave's amazing life. Tributes abound for this generous and expert fly angler who helped bring Fly Fishing to many and made so many contributions to our sport." I got to fly fish the White River with Dave many years ago. He was very nice and I learned a lot. ([Fly Fisherman](#))

Bill

*Special Friends of
Suncoast Fly Fishers*

ORVIS®

www.orvis.com/



www.stpetefishingoutfitters.com




www.plantationoncrystalriver.com/



**FLY FISHERS
INTERNATIONAL**

www.flyfishersinternational.org/



www.etsy.com/shop/PoppaBrucesFlies



www.billjacksons.com

CORTLAND® 

WORLD FAMOUS FISHING LINE   SINCE 1915

www.cortlandline.com



www.thomasbruce.com/

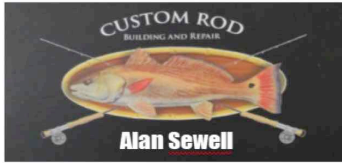


www.canoeountryfl.com



www.flyfishingwesternwyoming.com/

Special Friends of Suncoast Fly Fishers



Alan Sewell
Email Alan Sewell
sewellalan@yahoo.com



www.tampabayonthefly.com/


**BRUCE EVENSEN
CUSTOM FLIES**



Email
Evensenb@gmail.com



www.nighflyrods.com



The Fly Guy
Capt. Pat Damico
2981 E. Vina del Mar Blvd.
St. Pete Beach, FL 33706
Tel: 727-360-6466
Web: <http://captpat.com>
Email: flyguy@captpat.com


www.captpatdamico.com/



WEST-COAST-KAYAKS.COM



Email Jim Swann at
jalswann@aol.com



ANDYTHORNAL.COM



THE RITZ-CARLTON ORLANDO
GRANDE LAKES



www.bobleestire.com/



www.carbonmarine.com/



www.metal-fab-inc.com