

On The Fly

The Prez Sez by Ken Hofmeister



SHARING IN SERVICE

After watching people for a few years, I've concluded that:

- We do what we do to get what we want and avoid what we don't want.
- We do what we do to feel good or to look good.
- We respond in some sense of obligation or responsibility.
- We protect and pass on that which we've inherited from others.
- In teaching we learn best. We keep what we give away.
- Gratitude moves us to give and help others find what we've found.

OK, so why do we fly fish? Obviously, we feel good (when it's going well) and some of us look good. Fly fishing brings peace, relaxation, and satisfaction to many of us. We connect with nature. We avoid yard work.

So, why then are so many in Suncoast Fly Fishers motivated to share their experiences, skills, and knowledge with others? Perhaps it's a combination of all of the above motivations. This month, we salute those who step up to serve and educate. For example, **Project Healing Waters Fly Fishing** is a worthy endeavor where FFF clubs help vets learn to tie flies, cast, and fly fish for therapy and enjoyment. Pat Damico, John Craig, and Terry Kirkpatrick spearheaded SFF initiatives with Bay Pines VA. For a couple of months our people have been faithfully showing up to work with different groups of vets. Don Manning, Gene Proulx, Ed Smith, Ken Hofmeister, Ken Doty, Al Pitcher, Les Scott, and Tom Gadacz have enthusiastically taught vets to tie flies week after week. Others have and will sign up to help. We're getting more requests from other groups at the VA for this program. Many have seen it as a chance to "give back" in gratitude what was given to them.

We have a booth at the **Tampa Boat Show** and the **Florida Sportsman Show** where we wave our flag and tie flies. Actually, we try to "hook" new fly fishers or "catch" former fly fishers. Sometimes we "release" them to other FFF clubs. Sometimes we "keep" a few for SFF membership. But, we do have fun tying and lying at the table. Sharing our experience makes us feel good and give a sense of satisfaction. Don Manning, Ken Doty, Alan Sewell, Al Pitcher, Richard Oldenski, Tom Gadacz, John Craig, Myron Hanson, Roger Blanton, Bill AuCoin, Gene Proulx, and Ken Hofmeister participated in the Tampa Boat Show.

Richard Oldenski will be presenting us with other opportunities for service as he does a presentation on the **Boy Scout Fly Fishing Merit Badge Program** at our October meeting. Again, we know that SFF will have no trouble resourcing this project. We share because we care about seeing the sport passed on to other generations. As we volunteer to clean up our water with **Tampa Bay-watch** and conserve our marine resources, we are motivated to protect and pass on what we found and enjoyed.

So many times I've had someone hand me a fly and say "try this." That's what was working for them with their knowledge of local waters. I've also seen SFF members hand new fly fishers a few flies and tips and wish them well as they venture forth. We really get a kick out of seeing someone else smile at the experience of catching a first fish on a hand-tied fly.

Step up to the service opportunity and get yourself a smile.**Ken**

SFF UPCOMING EVENTS

Sept. 27 - 28 Florida Sportsman Show Florida State Fairgrounds

Sept 27 - CCA all photo/release tournament

Jan. '09 Annual bring what you have auction

Jan. '09 Casting Clinic with Pat Damico

Inside this issue:

Outing Reviews, Previews, Tournament Results	2
SFF Aims & Purpose, SFF Committees	3
Rod Raffle and Project Healing Waters	4
Callaway Gardens—Terry Kirkpatrick	5
Tying Bench—Striped Anchovy & Generic Blue Gill Fly	6 & 7
SFF Pictures	8
SFF Pictures	9

OUTINGS -REVIEWS and PREVIEWS by *Richard Oldenski*



September Outing - September 20, 2008 -- 4th Street North

August Outing - When most of us awoke to the rain on August 23, we decided not to go fishing. Seven of us; however, took a chance on the rain stopping, and had a great outing.

The wind was strong, but the rain let up and the lightning stayed far enough away to allow a few hours of excellent fishing on Alligator Lake. The bluegill were biting and they were in the 9 to 10 inch slot. Don Manning scored in the outing tournament with a 10½ inch bluegill. The outing prize was taken by Tiger Vertregt for a 26½ inch gar, caught sight casting. At 11:00 AM, the group huddled together to share a soft drink and compare their catches before heading home as the big storm rolled in. I wish I had been there!

September Outing - If you drive North on 4th Street North in St. Petersburg, you will find yourself on I-275 heading for Tampa. On either side of the road you will see some of the best fishing flats on Tampa Bay. Snook and trout live here all year long, but redfish seem to like to congregate here in large numbers in August and September. You can actually see large schools of redfish forming a wake in the water as they cruise around. Since this area is popular with a lot of our members, we decided to have an outing here. Kayaks and canoes can be launched from either side of the road. There is a rustic launch for small boats and Ghenoës on the West side, just before the bridge to I-275. Although there is a bay on either side that could be fished by wading, the best fishing is on the flats or along the miles of mangrove shoreline further out in the Bay.

To get there from St. Pete, just drive north on 4th Street. From Tampa, take the 4th Street North exit from I-275 as you come off the Howard Franklin Bridge.

A tailgate lunch will be served at 11:00 AM along the service road on the East side of 4th Street. The area is very rustic, so bring along a folding chair and bug spray. Maps and the sign up sheet will be at the September meeting.

Recommended Flies for the September Outing and Newsletter Reference for Instructions:

- Carl Hanson's Glass Minnow Dec. 2006 page 5
- Clouser Deep Minnow Jan. 2007 page 6
- Prince of Tides Oct. 2007 page 6
- McVay's Gotcha Mar. 2008 page 8
- Grass Shrimp Aug. 2008 page 8

Future Outing Previews:

October - Carl Hanson Memorial Tournament

November - The Clambar

December - Don Coleman Invitational

Fishing Tournament:

Snook - Tom Trukenbrod - 30 inches

Trout - Mark Hays - 20 inches

Sunfish - Don Manning – 10½ inches

Open Category - Tiger Vertregt – 26½ inch gar

September 18, 2008 PROGRAM

Dr. Aaron Adams holds a Master's and a Ph.D. degree in marine and environmental science, along with his Captain's license. He is known and appreciated by Suncoast Fly Fishers as a fly fisher who knows stuff! He has fly-fished all over and has tied flies commercially. Sight fishing is his specialty.

Dr. Adams is author of Fisherman's Coast and has recently released a terrific book, Fly Fisherman's Guide to Saltwater Prey (How to Match Coastal Prey Fish & Invertebrates with the Fly Patterns That Imitate Them).

He is Manager of the Fisheries Habitat Ecology Program at Mote Marine Lab and Director of Operations and Research for Bonefish & Tarpon Unlimited. We've seen his articles in numerous fly fishing magazines. Not only does he find time to fish; but, he ties "killer" flies and shows us how in his books.

Aaron will help us "learn to think like a fish." He is also our designated tier for this month and will tie something to catch reds and snook. This is one program you absolutely will not want to miss. Bring a friend.

Ken Hofmeister

SUNCOAST FLY FISHERS INFORMATION

SUNCOAST FLY FISHERS

Our Aims and Purpose

The Suncoast Fly Fishers are dedicated to sharing their total fly fishing experiences and to developing interest in fly fishing in both fresh and saltwater. We shall promote and teach both fly fishing and related subjects of fly tying, rod building, fly casting and knot tying.. Through collaboration, fellowship, conservation and sportsmanship, we will help members become more skilled, have more fun and be more productive in the sport. Suncoast Fly Fishers support the conservation of natural resources,

LOCAL FISHING GUIDES

Capt. Pat Damico, Tampa Bay 727-360-6466

Capt. Rick Grasset, Sarasota Bay, Charlotte Harbor, Tampa Bay 941-923-7799

Capt. Pete Greenan, Boca Grande and
The Everglades 941-923-6095

Capt. Mike Homer, Tampa Bay 727-418-5005

Capt. Ray Markham Sarasota and
Tampa Bay 941-723-2655

Capt. Wayne Simmons Tampa Bay Area
727-204-4188

Suncoast Fly Fishers, Your Board Of Directors Working For You

Activities are at the heart of any successful organization. SFF's BOD has instituted the following Standing Committees to help us maintain a high level of activities that have proven to be popular with the membership and some new ones to fill a need as expressed through membership surveys. These committees are generally chaired by board members but you do not have to be a board member to fill that position. If you would like to volunteer to participate on any of these committees, please speak to any director.

Committees are as follows:

- Casting Skills - Pat Damico
- FFF Liaison - Pat Damico
- Fly Tying - Alan Sewell
- Membership - Pat Damico & Joe Dail
- Newsletter - Paul Sequira
- Outings - Richard Oldenski & Mark Hays
- Publicity - Roger Blanton
- Programs - BOD
- Project Healing Waters - Terry Kirkpatrick
- Raffles - John Rodgers & Tom Hummel
- Webmaster - Tom Anderson

FOR SALE - FOR SALE - FOR SALE

- ◆ 16' Ghenoë with trailer and custom cover
- ◆ 8 hp Mercury outboard with 20 hours running time, recently tuned up
- ◆ electric trolling motor

\$2,000

Call Martin Skelly

727-528-9531



"Never trust a man
who doesn't fish"
(Teddy Roosevelt)

Platinum Real Estate

Roger Blanton—Broker

Please contact me if you are buying or selling residential, commercial or investment property. A full service real estate and mortgage company.

Phone: 727-515-5247

Fax: 727-864-4950

E-mail: Roger.Blanton@hotmail.com

Website: PlatinumRealtyOfFlorida.com

Suncoast Fly Fishers Information and Activities

CUSTOM ROD RAFFLE

How would you like to own a custom fly rod built by Alan Sewell? The September 18th meeting is your chance. As part of the his rod building lesson program, Alan demonstrated his rod building techniques and completed one of the rod kits as an example for his students.

This excellent 9 foot, 2 piece, 10 weight graphite rod, guaranteed to be able to pull snook out from under the docks, will be raffled off starting at the September 18th meeting. This unique raffle will feature 52 chances at \$5.00 each. 52 cards will be placed on a raffle board, buyers will take one half of a card for each chance purchased; leaving the other half of the card on the board.

After all 52 cards have been purchased, the other half of the cards will be placed in a bucket and a winner will be pulled. The raffle will end when all cards have been sold; buy as many chances as you want Good luck!PS

FEDERATION OF FLY FISHERS

DUES NOTICES *by Joe Dail*

Club members are beginning to receive dues renewal notices from the Federation of Fly Fishers (FFF). Such dues should be paid directly to FFF, and you should NOT wait until Club dues are renewed in September. Since FFF memberships expire 12 months after they started, and all Club memberships expire at the same time (in September), the dues periods for the two organizations do not coincide, and it was decided that it would be simpler for the Club's volunteer treasurer, and that there would be less room for error, if members deal directly with FFF with respect to FFF dues. Accordingly, the Club collects FFF dues only from new members, which gives the Club credits toward incentive fly rods awarded by FFF to charter clubs for obtaining new members.

PROJECT HEALING WATERS

By Terry Kirkpatrick

This week we were to meet a new group of vets. These guys all live in a nursing home, and many of them have physical problems that keep them from living in the outside world. Not all the problems are service related. My partner in crime, Pat Damico is in Penn right now, sampling the better weather and good streams of that beautiful state. That left me in charge, more or less...

After figuring that Fay wouldn't be a factor we met at 12:30 for about an hour. The vets all ambled in by 12:45. I gave a quick intro, about who we were and why we were there. Then I talked a little about fly fishing, why, and what. I strung up a rod so they could see the reel, the line and the rod itself. I tried to stay away from HOW. That's a killer for some of them that don't have good mobility.

After a few minutes and answering a few questions, I figured I'd talked enough and ask the other members of the club to introduce themselves. Ken Doty was first; he was a Navy hardhat diver and Vietnam era vet. He was taught to dive by Carl Brashear (men of honor). He's a Tampa Bay native and a life long fisher. He's been very successful at fly fishing. Don Manning went next. Don's also a Tampa native and a long time fisher. And so it went, some guys were vets as well as fly fishers, some weren't. Most were Vietnam era, with one WWII era vet.

Then we got to Tom Gadacz, Tom was a surgeon in the Navy, but he'd been assigned to the Marines in Vietnam. When he mentioned the Marines, I heard one of the vets say "Semper Fi," Then, when he'd finished his introduction, the vet who was a marine said, "You guys were our heroes. You and the nurses and the pilots." If you ever wondered who the marines look up to, now you know.

After everyone introduced themselves, we demonstrated fly tying, to the guys and gals who were there. One gentleman (a WWII C-47 pilot in the ETO) who had been listening to the presentation called me aside and asked if I knew a song. He pulled out his harmonica and played the Coast guard song. Luckily I knew it from a previous life. Then he asked me what my favorite song was. I said I couldn't pick one so he asked me my country of origin. "Scotch-Irish." I replied. "Then I'll play Danny Boy for you" he said.

So I stood there, listening to the buzz of conversation between the club members and the vets, and the strains of "Danny Boy," sweet and low on a harmonica. Life is good.

A Surprising Pool in Callaway Gardens *by Terry Kirkpatrick*

I caught my last fish on my last cast. It was a little bream. It had been an exciting 45 minutes, fish hitting almost every cast.

My wife and I had arrived at Callaway Gardens four days earlier. On the second day we'd taken one of the big Jon boats out and I'd caught a fair amount of bream from the lake. They'd been just about where you'd expect and had come to both a foam spider and an olive



A nice white crappie taken from the pool.
Photo: Terry Kirkpatrick

booger. While the fishing had been steady, it hadn't been spectacular.

By the afternoon of our last day at the gardens we'd seen and done almost everything, so I begged off and did a little exploring. I knew where the water came into the lake but I wanted to see where it left. My expectation was that it would be a larger creek at the "comes out of," than the "goes into." It was -- slightly.

I found the dam and followed a bike path about 100 yards down stream. That part of the creek had been channelized and covered with a wire mesh. It ended at a pool that I'd judge to be 75ft long by 50ft wide. Although I couldn't see the bottom of the pool, I saw something green moving close to the surface. I knew there had to be fish in there. And there were!

(Fish often move up stream, and when they come to a barrier that they can't get past they just



The magical pool where the "One Big One" wouldn't bite!
Photo: Terry Kirkpatrick

stop. They hold in that area. Sometimes there are hundreds of fish in such an area.)

I looked at my watch and realized I'd used a lot of time "prospecting." I'd promised my wife that I'd be back at the cottage by 4:00. It didn't take me long to get back to the car and rig up. I tied on a woolly booger and headed back.

The pool seemed to be devoid of vegetation. Not a good habitat for bait fish. On my first cast there was a fight for the fly! I didn't catch a fish because no one won. On about my third cast I had a winner. And so it went. Bass, bream and one crappie came to hand. The fish would hit the flies (the booger was lost in a tree. Spider also lost in the brush. And a diver.) The fish only stopped hitting after I'd hooked about 4 of them from one area. Then I'd switch to a different area of the pool and it would start all over again.

I kept expecting to find that One Big Fish that I know was in the pool. That's why I ended with the diver. A deer hair collar moves a lot of water, making the streamer seem a lot bigger than it is. The big guy didn't come out to play and the largest fish was a 12 inch Bass.

Quarter to four came much to early.

You can find places like this if you're willing to walk back away from the usual spots. Keep your eyes open and then hang on!

Fly Tying Bench — Striped Anchovy by *Richard Oldenski*



Striped Anchovy natural
Photo: Richard Oldenski

Before I discovered the wonderful world of fly fishing, I fished with live bait. I would cast a net along the beach and catch an assortment of baitfish. I noticed that the striped anchovies were the bait preferred by most predator fish. As a fly fisherman, I tie this quick and simple fly to "match the hatch" and imitate a striped anchovy.

MATERIALS:

- **Hook:** Your favorite hook in size 1 or 2
- **Tail:** White bucktail and silver Flashabou
- **Body:** Pearl crystal chenille
- **Thread:** Black is best, but any color will do.
- **Optional:** Barbell eyes or cone head to add weight for surf fishing or deeper water



Richard's Striped Anchovy Fly. Photo and fly tied by
Richard Oldenski

DIRECTIONS:

1. Wrap the hook with a complete wrap of thread.
2. Cut a match stick size clump of white bucktail, 1 or 2 times the length of the hook, and tie it at the curve of the hook to start the tail.
3. Cut 4 to 6 strands of silver Flashabou, about the same size as the bucktail, and tie them on top of the bucktail at the curve of the hook.
4. Repeat step 2 and tie this piece of bucktail above the Flashabou to finish the tail.
5. Cut a strip of crystal chenille 2 to 3 times the length of the hook. Tie one end of the chenille in front of the tail. Wrap the thread forward on the hook and stop just before the eye of the hook. Palmer the crystal chenille forward to form the body and tie it in just before the eye of the hook. Keep wrapping the thread to form an "eye".
6. Finally, tie the thread with your usual whip finish and apply head cement.
7. Go fishing.

Fly Tying Bench — Most's Generic Blue Gill Fly *by Charlie Most*

At the SFF August meeting, I tied and handed out some bluegill flies meant for deeper fishing. When asked what I would tie that evening, I said a “generic” bluegill fly. Generic in this case meant taking several different but widely accepted fly tying ideas and combining them into one fly.

Since sunny summer days are normal here, at least until afternoon thundershowers move in, the bigger fish will be four to eight feet deep. Deep is synonymous with snagging and few flies go deeper than Clouser's deep minnow, and its upside down hook is more snag resistant. Weighting with barbells would be spot-on for deeper fishing. Even small lead barbells are a bit too heavy for bluegill flies but bead chain is lighter and just right.

Flies with peacock herl (strands from a peacock plume) bodies have an almost mystical appeal to most freshwater fish. It has an iridescent sparkle with a long history as a body material. Unfortunately, peacock is rather fragile and needs reinforcing. Thread, wire or tinsel adds that strength.

Adding some movement would liven any fly, so a near-peacock green soft hackle wound around the hook provides that illusion of life. The next decision was what color bead chain? I have bead chain in chrome, black and gold. Chrome seemed too shiny and black too dull, while gold adds highlights and was judged just right. There is a perhaps theoretical problem with using bead chain eyes; there's always a small burr around the holes. Could this nick a leader while casting or playing a fish. Not being one to take things for granted, I've started filing those burrs smooth whenever I use bead chain eyes.

What size hook for bluegills? These fish have small mouths and a size 10 hook is probably the norm. But that size also entices those little tiddlers when we're hopeful of bigger game. A size 8 hook with a longer shank makes a bigger fly to discourage smaller fish but still tempt “bull” bluegills we're after.



Most's Generic Blue Gill Fly— tied by Charlie Most — Photo by Bill AuCoin

MATERIALS

- **Hook** Size 8 Mustad 9672, 3X long, down eye.
- **Thread** 6/0 Olive UNI-thread
- **Head** Golden bead chain segment and peacock herl
- **Body** Peacock herl twisted around brass wire or oval tinsel, before wrapping. The tinsel is easiest.
- **Hackle** Olive dyed hen hackle.

Attach thread behind hook eye and wrap one eye-width back of eye. Wrap two little “humps” with space between. Hold chain segment between the humps and wrap criss-cross around hook and between the chain beads, making sure they are horizontal and at right angles to the shank. Then wrap under the beads and over the hook shank to tighten the initial wraps. Now wrap a couple of eye widths down the shank and half hitch. A drop of super-glue to the criss-cross wraps will lock them in.

Take three or four peacock herls and break off a half to three quarters inch of the fragile tips. Take some thin brass wire or better still, small gold oval tinsel, of the same length as the herls and hold it and remaining tips of the herls just behind the bead chain eyes and tie them all down. Wrap over herls and tinsel back to the hook bend and reverse wrap back to an eye width behind the bead chain eyes.


With hackle pliers, twist the herls and tinsel together but not too tightly or the herls will break. Twist until the inch or so next to the hook looks like a “rope” and then wrap this around the hook shank. Keep twisting and wrapping until you reach the thread behind the eyes. Tie off and clip excess (with brass wire, rock wire back and forth until it breaks).

The picture shows a hen body feather hackle but I've since changed to a hen neck hackle of olive dyed grizzly. The neck hackle has less body but more movement. Strip the fluffy base fibers off the hackle stem butt, clip the stem to leave an eighth inch or so and tie this in so the hackle fibers are back over body with the natural curve down. Grasp hackle tip with hackle pliers and wrap forward over its stem to just behind bead chain eyes. Take two thread wraps over the tip, cut off excess and half hitch the thread.

Take one more peacock herl, break off fragile tip and tie the end down just behind the eye beads. Wrap single herl two turns behind eyes and then between eyes both ways before wrapping three turns in front. Tie off, clip excess and whip finish head. Add head cement to whip finish and Mr. Generic is finished.

You want to fish this fly slow and deep, with either a sink tip line or a fairly long leader that lets it get down where it should be. A slow, hand twist retrieve is sure to entice any bluegill that sees it.

Suncoast Fly Fishers Photos



Members Terry Kirkpatrick, Ken Hofmeister, Tom Gadacz and Don Manning at the SFF table at the Tampa Boat Show, Sep. 5-8 at the Tampa Convention Center. Tom said "We all had a great time tying and chatting with many interested boaters who also had an interest in fishing. They ranged from several youngsters to experienced fly fishers who need to dust off their rods. We gave them our brochure and card with our web site link. We also had interest from one of the security guards. Some seem to have a great experience and some were spin casters who are looking for a new challenge. All were invited to stop by any meeting without any obligation. Fantastic time!!" Photo: Tom Gadacz



SFF Members Al Pitcher (left photo) demonstrates his fly tying skills for the benefit of several of the veterans with Recreational Therapist Michael Gilman looking on while Terry Kirkpatrick (right photo) provides some one-on-one tying instructions as part of SFF's weekly visit to the Bay Pines VA Hospital with Project Healing Waters Fly Fishing. See Ken Hofmeister's President's Message for a list of all club members who contribute their time and skills to this worthwhile project. Photos: Faith Belcher

Suncoast Fly Fishers Photos




The ever popular “Fly Tying Round table” (photo left) with rapt attention from club members as they watch our tyers display their talent and skills.

A rogues gallery of our tyers (middle row, left to right) Ken Doty tying the Spider (best blue gill fly ever), Al Pitcher demos the Glass Shrimp and Charlie Most with his Generic Blue Gill Fly.

And the starts of the show, the flies tied (left photo) Ken’s Spider and Charlie’s Generic Blue Gill Fly — (right photo) Al’s Grass Shrimp.

Photos: Bill AuCoin



SUNCOAST FLY FISHERS

Club Officers

President: Ken Hofmeister 727-521-1637

Vice President: John Zientarski 727-391-1480

Secretary: Joe Dail

Treasurer: Enver Hysni

Board of Directors

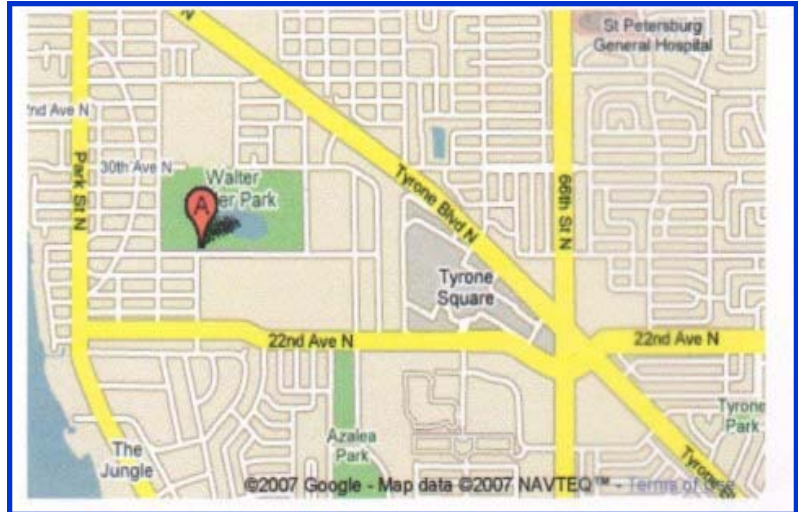
Roger Blanton - Pat Damico

Mark Hays - Richard Oldenski

John Rodgers—Alan Sewell - Paul Sequira

“On the Fly” is the monthly newsletter of the Suncoast Fly Fishers (SFF), a not-for-profit organization offering fly fishing and fly tying instruction to members and visitors. Club membership includes newsletter subscription. Send e-mail submissions to the editor, Paul Sequira

psequira@tampabay.rr.com



Next Club Meeting: September 18, 2008

Time: 6:30-7:00 PM Outdoor Activities

7:00-8:30 Meeting & Program

Location: Walter Fuller Park

7891 26 Avenue, North, St. Petersburg, FL 33710

Program:

**Dr. Aaron Adams discussing natural baits and imitations
plus fly tying demonstrations**

VISIT OUR WEBSITE

<http://www.suncoastflyfishers.com/>

Suncoast Fly Fishers

P.O. BOX 40821

St. Petersburg, FL 33743-0821