

# On The Fly

May 2014 Volume 24, Issue 5

## PREZ SEZ

The weather is turning from warm to hot and so is the fishing. Those who made the drive South for the annual everglades adventure were rewarded with great fishing that often meant a catch on



*Kirk Burton, President  
Suncoast Fly Fishers*

every cast. The oscar's and Mayan cichlid's are back in force and I didn't talk to a single person who didn't lose count of the number of fish they caught. As local water temperatures warm so does the potential for dangerous bacteria. Ken Hofmeister recently spent several days in the hospital after swimming with the Manatees

in Crystal River. Make a safety review part of your fishing routine, be aware of the environment and the weather, and avoid exposing any open sores or cuts to the water. As Leigh West pointed out during a recent program waders are always a safe choice and should be part of every Tampa Bay angler's kit. Let's all stay well so we can keep fishing!

*Kirk*

**Monthly Meeting, Thursday, May 15**

6 -7 pm. Fly Tying, Layne (Smitty) Smith  
7 pm: FWC officers talk fisheries law  
Attn fly swappers: Bring three minnow flies

*Also in this issue of On The Fly*

NEWSLETTER OF THE SUNCOAST FLY FISHERS

## On The Fly

**May 2014 Volume 24, Issue 5**

- News 'n' Notes 2
- We are Suncoast Fly Fishers 3
- Alan Sewell: Review-Previews 4
- St. Pete Urban Outing 5
- Everglades: Best expedition 6-7
- AuCoin: Capt. Dan talks tides 8
- Ready Set Go to the meeting 9
- Bob Morrison In The Spotlight 10
- Tying Bench-Key Lime B-back 11
- Pat Damico: Casting Clinic 12
- John Adams: St. Johns bream 12
- Mazzarella: Grass drill #3 13
- Robert Morrison: How-To 14
- Special Friends of SFF 15-16
- Al Pitcher: Mentoring 17
- David Putnam: Do the Tenkara 18
- Bill AuCoin: FlyFisher FlyOver 19

## News 'n Notes

### Welcome New Members

New member Kevin Kelly writes...*I am a surfcaster and kayak fisherman from Rockaway Beach, N.Y.*



*and come down to St. Petersburg in the winter for a few months. I have only been fly-fishing for about two years and have been spending increasingly more time with the fly rod. Looking forward to going on some outings with the club in the future. I've attached a recent photo of my first bonefish caught in Mahahual, Mexico.*

*(New members: Introduce yourselves to fellow club members. Let us know about your interest in fly-fishing, how long you've been a fly fisher and how you got introduced to the sport. Email Bill AuCoin, wmaucoin@verizon.net. Send a picture, too!)*

---

### Suncoast Fly Fishers Membership Update

The Suncoast Fly Fishers have 115 members including five honorary members. Seventeen members who did not renew their membership for 2014-15 have been dropped from the count. To smooth out the renewal process the board is considering a change in the dues-collection cycle, asking for the next year's dues for both the SFF and the IFFF starting in September.

### On **Amazon** now

On The Fly In the Bay: The beginner's guide to fly-fishing Tampa Bay by Mike Hodge of our sister club across the bay, the Tampa Bay Fly Fishing Club. The Kindle edition is ready now. The printed version will be finished soon. Mike writes, "It's ideal for newcomers, shortens the learning curve. When I moved here nearly three years ago I had no information. This book fills that void."

### FLORIDA COUNCIL IFFF ESTABLISHES YOUTH AWARD

At the March 8, 2014 Florida Council IFFF board meeting, the council established the Florida Council IFFF "Skip Mackey" Youth Award for a Florida youth 14-18 interested in fly fishing. Mackey, who passed away in November 2013, was "The Voice of NASA". He was an avid fisherman and championed teaching kids to fish. To qualify the young Florida fly fisher must be one of the 12 selected to attend the Bighorn Youth Fly Fishing Camp in Fort Smith, Montana. The Florida Council Award will help fund travel expense. The **Bighorn River Alliance** provides funding for the camp experience. Applications may be requested through Frank Johnson at **bighornjohnsons@gmail.com**. Application deadline is usually March 31. Funding is available for the 2015 camp session.. *(Editor's note: SFF member Annie Hays won this Bighorn River Alliance trip, wrote an article about it, and gave a presentation to club members, too.)*

# We are Suncoast Fly Fishers

## Suncoast Fly Fishers

P. O. Box 40821  
St Petersburg, FL 33743-0821  
www.suncoastflyfishers.org

### Club Officers

Pres: Kirk Burton, 727-631-3033  
Vice Pres: Tom Trukenbrod  
Sec: Ken Hofmeister, 727-521-1637  
Treas: Karen Warfel

### Board of Directors

Dick Miekka - Dan Bumgarner - John  
Craig - Alan Sewell - George  
Haseltine-David Putnam. Pat Damico.

### Committees

Volunteers welcome. Please speak to  
any director.  
Casting Skills -- Pat Damico, MCI;  
Dayle Mazarella, MCI  
IFFF Liaison - Pat Damico  
Fly Tying -- Myron Hansen  
Membership -- Karen Warfel  
Webmaster - Dick Miekka  
Hog Roast 2015- OPEN  
Club Outings and Lunches -- Alan  
Sewell, Richard Oldenski, Mark Hays  
Project Healing Waters -- John Craig,  
Terry Kirkpatrick  
Raffles -- Dave Barson  
Programs -- Board of directors  
Newsletter, publicity -- Bill AuCoin

## Aims and Purposes

*Suncoast Fly Fishers (SFF)* is a non-profit 501(C)  
3 organization and a charter member of the  
International Federation of Fly fishers.

Suncoast Fly Fishers are dedicated to sharing  
their total fly fishing experiences and to  
developing interest in fly fishing in both fresh  
and salt water. We promote and teach both fly  
fishing and related subjects of fly-tying, rod  
building, fly-casting and knot tying. Through  
collaboration, fellowship, conservation and  
sportsmanship we help members become more  
skilled, have more fun, and be more productive  
in the sport. SFF supports the conservation of  
natural resources, boating safety and fishing  
regulations.

**Monthly Meetings** are the third Thursday  
of each month except December from 6 to 8  
pm, Walter Fuller Park Recreation Center,  
7981 26th Ave N., St. Pete



## SFF Club Calendar

- May 15, monthly meeting, 6 - 8 pm.  
Smitty ties flies. FWC talks fisheries laws. Attention fly swappers -- Bring three minnow flies
- May 17-- May Outing, Emerson Point Preserve, Manatee County. BYO Lunch.
- May 17 -- Project Healing Waters fly fishing tournament and lunch at Bradenton Yacht Club.
- June 19. Featuring Capt. Ethan Kiburz of Flint Creek Outfitters tying the Borski Tarpon Shrimp Fly and talking about sight fishing for tarpon.
- June 21 -- June Outing, Hillsborough River. Lunch at Trout Creek Wilderness Park.
- June 23, July 1, July 18, and August 4 -- Suncoast Fly Fishers will teach fly casting at Simmons Park Youth Camps. Volunteers are needed.
- August 5-9. IFFF Fishing Fair in Livingston, Mt.
- October 10-11 IFFF FL Council Expo, Plantation at Crystal River, Fl.
- Dec. 6 --Suncoast Fly Fishers casting clinic. Maximo Park.

## Alan Sewell's Club Outing Reviews & Previews



**Urban Outing -- April 19** -- The April outing was our "Urban Outing" held downtown At Vinoy Park in St. Petersburg. This event is usually a good fishing trip with good weather and plenty of parking. Well, I did not realize that there would be marathons and The Main Sail art show that morning and the wind would blow hard from the Northeast. Thanks to the SFF members who braved the parking and wind to catch. And thanks to Mark Craig for bringing lunch while I was in 40 degree and 25 - 30 mile wind for two days and then it rained for the next two days. I had a kayak and a deck

boat with no trolling motor, so no fishing. Fish were caught at the outing, and the monthly prize was for the largest Ladyfish. David Putnam reeled in a beauty that measured 22-1/2 inches.

**Everglades Canal Expedition, April 23 - 27** -- This was the annual Everglades Canal Fishing Trip. Eighteen SFF members made the expedition. Some fished five days; some fished just one day. I have fished this for ten years and this was the most incredible trip of my lifetime. Calculating: If each member fished five hours a day and caught 20 fish per hour, that would total several thousand fish caught. Most fly fishers caught many more and fished up to eight or more hours a day, which really pushed the total catch much higher. Bass, bream, gar, Mayan cichlids, and oscars were caught, but oscars were the most abundant. Oscars would hit on almost every cast and they were huge. Hundreds of bass were caught from half-pound to more than five pounds. The board decided to award the angler who caught the largest fish with an award. That was Adam Hays, and his catch was a large peacock bass, caught at Marham Park. He used the rod he won at the banquet and he fished out of his new Gheenoe. Congratulations, Adam.

**Emerson Point Preserve Outing, May 17** -- The May outing will be held at Emerson Point Preserve in Palmetto, FL. This is a really good area to wade fish or kayak, and a boat can be launched at the Braden River boat ramp. We'll meet for lunch at the reserved picnic area but bring your own. Many club members will be involved in the Project Healing Waters Veterans Fly fishing Tournament from the Bradenton Yacht Club. *If you would like to help or can bring a boat, call John Craig at 423-3195.* If you fish Emerson Point, stop by the Bradenton Yacht Club on your way home and say hi to the vets, guides and your fellow club members.

**Hillsborough River Float Trip, June 21** -- Fish and float and BBQ lunch at **Trout Creek Wilderness Park**.

### 2014 - 2015 Outing Tournament Catches

Largest Bass - Open

Largest Sunfish- Open

**Largest Ladyfish - David Putnam - 22-1/2 inches**

Largest Speckled Trout-Open

Largest Redfish-Open

Largest fish of other species-Open

**Note: All fish entered in the yearly contest must be caught at a club outing, in the zone defined, and must be at least the legal size set by the Florida fish and Wildlife Commission**

*Alan*

## Downtown St. Pete Urban Outing



*Photos by Bill AuCoin,*

Suncoast Fly Fishers fished the flats near downtown St. Petersburg Saturday morning, April 19, then dined al fresco at Flora Wylie waterfront park near downtown St. Pete on hoagie ham-turkey-cheese sandwiches, chips, and sweet tea with a heavy sprinkling of shuck and jive.



*David Putnam didn't let a brief shower keep him from working the drop-offs for the biggest ladyfish of the day, 21.5 inches, plus some trout and macks.*



*Save some chips for me, mister, said the squirrel.*



*Wow, those are wonderful potato chips, said Woody Miller.*



*Actually I would prefer some fresh minnows, said the reddish egret*



## Everglades Canals April Outing: One of the Best Ever



*Tom Trukenbrod and Alan Sewell scored big. Alan calls it the best SFF trip to the Everglades ever..  
Woody Miller photo*

Fort Lauderdale is a four-hour drive from St. Pete but it didn't stop 20 members and guests from loading up gear and trailering boats down to the Everglades canals to flip flies for bass, bream, cichlids, and oscar on April 24-25-26. Oh, and a peacock bass caught by Adam Hays.



*Adam Hays and his peacock bass caught with the outfit he won at the Hog Roast and Silent Auction*



*Paul Sequira's oscar. Tom Gadacz photo*

Was fishing good? Oh. My. Yes. **Tom Gadacz** reported that "Between Paul (Sequeira) and I we must have caught at least 80 fish in 4 hours. "I know both of us had sore arms and it was not from

casting but catching. This was the most fish I ever caught is so short a time. I caught a bass at the shore line behind some lily pads and an alligator went for my fish. I really jerked the line, lost the fish and was especially happy about also missing the alligator."



*Above, Alan Sewell shows off a very nice largemouth bass, one of hundreds, perhaps thousands of bass that members caught during the three-day club expedition. Left, Paul Sequira and Tom Gadacz didn't have to rent a boat after all. That's a borrowed Gheenoe courtesy of Mark Hays.*

*Continued next page>>>*

## Continued...Everglades Canals April Outing: One of the Best Ever



Alan lands another bass. And another prize winning photo by Tom Trukenbrod


George Haseltine was there, and wrote this, "On Wednesday at 5:00 AM I met and followed Alan Sewell and Tom to one of Alan's favorite canals where they assisted in my launching and set up. I know that Alan gave up a favorite spot while he searched elsewhere; thus the beginning of a vast amount of sharing and just plain good fun and fellowship by all who went on this trip.

"The sharing and generosity of our members made it almost mandatory that (Mark Hays' empty) Gheenoe be offered to Tom Gadacz and Paul Sequira. Mark Hays provided a PDF for Paul and then led us to a great canal. It did my heart good to see these experienced fly fishers make such perfect casts and retrieve so many fish (and almost one alligator that I witnessed.)"

"It was a great trip and the generosity and camaraderie of SFF members was just wonderful to experience. We have a great club "



Adam Hays works a cove. Dad Bill staffs the helm. Adam caught a peacock bass on the TFO rod-BVK reel-Wulff line outfit he won at the Hog Roast. Woody Miller photo




Light-Camera-Action. Woody Miller photo



New member Jimmie Carroll admires his first oscar. . "I got to meet the Oscar and Mayan cichlids and 90 degree heat. Had a great time and next want to get me a Gheenee boat." Photo by Jerry Carroll

## Bill AuCoin: Capt. Dan Bumgarner Talks Tides



**Above, screenshot from Captain Dan's favorite website: [www.tides4fishing.com](http://www.tides4fishing.com)**

Captain Dan Bumgarner talked about tides at the April meeting of Suncoast Fly Fishers

Rule one is check your tides. His favorite website is TIDES4FISHING.COM. Navigate to tides for St. Petersburg or your favorite landmark. Bookmark it! Visit it to plan every fishing trip.

Full moons have a huge effect on animals. You could check the police blotter. Full moons affect fishes, too. That's what he's talking about this night at the April meeting of Suncoast Fly Fishers.

The pull of the moon, especially, but also the sun and earth's rotation are what determine whether we'll have a two tide day or a four tide day, strong tides or weak tides.

You'll go when the getting's good. A lousy weather day can be good for fishing -- strong winds can really turn on the bite -- but sometimes it's just too darn windy. The weatherman always has the final say.

Dan likes those big curves. The current is bringing the fish things to eat. On slow curve days, look for what Dan calls "Pinch Points" -- shallow spots, jetties, bridges, spoil areas -- that make the current speed up.

Another question is, do you fish the outgoing or the incoming tide? Here's Dan's rule of thumb: if the incoming water temperature suits the fish you are targeting then it will feed on the incoming tide. If the outgoing water temperature suits that fish, it will feed on the outgoing.

Final words of Captain Dan's wisdom: what gets us back on the water isn't the fish we catch but the fish we didn't catch. Keep on planning. Keep on fishing.



## Ready Set Go to the Meetings

### May 17: FWC will talk about Florida Fishing Laws



Have you ever kept a fish that wasn't in the slot? From time to time have you seen other anglers breaking the slot law or any marine fishery law?

At the May meeting law enforcement officers from the FWC will talk about those laws -- slot sizes, bag limits, quotas. And they'll talk about what we should do to report irregularities that we witness.

---

### June 19 meeting: Captain Ethan Kiburz

Capt. Ethan Kiburz, a sight-fishing specialist, will fly ties and speak to Suncoast Fly Fishers at the June meeting, just in time for the tarpon season. Here's Ethan's bio:

"My name is **Captain Ethan Kiburz**, owner of Tampa Bay Native Fishing Charters. I am a Tampa Bay Native who was born and raised in Safety Harbor, Florida. I am a part-time guide and also have a part-time job at Flint Creek Outfitters as the Fly Fishing Department Manager. I specialize in sight-fishing for tarpon, redfish, snook and sea trout, either with fly or artificial lures. I have over 15 years of fly fishing experience in Tampa Bay and the surrounding waters of the Pinellas peninsula



"I will be tying a variation of the Borski tarpon shrimp. I have tweaked and downsized this fly to catch almost everything. There isn't a gamefish species I haven't caught in our inshore waters on this pattern.

---

#### Bookmark These Websites

- [Suncoast Fly Fishers, St. Petersburg](#)
- [Florida Council Home Page](#)
- [Florida Council Member Clubs](#)
- [International Federation of Fly Fishers](#)
- [The Loop, The Journal of Fly Casting Professionals](#)

## Member in the Spotlight

### Robert Morrison

**Hometown:** Eastview, Westchester County, New York, on the Saw Mill River

**When did you join Suncoast Fly Fishers?** I joined SFF in February, 2012, after having been a member of Trout Unlimited since 1980

**What is your favorite game fish to catch on a fly, and why?**  
For me it's a tie between fresh and saltwater trout. Also snook.

**What are your top three places to fly fish?**

Tampa Bay area. Mouth of Manatee River. Freshwater streams of Iceland, New England, Michigan, and Northwest Wyoming

**What is your go-to fly rod and reel?** Freshwater: Thomas and Thomas 8' 0" 4-weight, Teton Reel. Saltwater: TFO 9' 0" 8/9 weight rod and reel



**How and when did you get introduced to fly fishing?** In 1947, 14 years old, on the Sawmill River, Westchester County, NY. Also my father gave me "Outwitting Trout with a Fly" in 1947, a book that was named by his sister who knew the author, Bert Lackey.

**Why do you like fly fishing compared to fishing with conventional tackle?** More challenging, more activity, and nice people.

**Do you tie flies? What flies do you like to tie?**  
Yes, all types, fresh and salt

*(Above, Bob, then 22, with two Arctic char that he caught in Iceland's Uxvatn Lake while stationed at Keflavik with the second Battalion Combat Team of the U.S. Army in 1956.*

## Tying Bench – Key Lime Bendback ...

...Tied by Dan Bumgarner



I like to find materials that I can adapt to fly tying in craft stores, tackle shops and hardware stores. Most fail miserably but some work. While browsing around at Michael's I came across these pearlescent pipe cleaners and thought that they might be useful. I purchased some in pearl and gold colors and took them home to tryout. The first flies were standard hook down streamer types using the pipe cleaner for the body. I tried several wing materials but the *Unique Hair and Super Hair* seemed to be the easiest to work with. It is very important not to over-bend the hook; the entire

point of the hook must stay above the plane of the section of the hook that is bent down. The stick on eyes are probably not necessary but they sure do dress the thing up.

I usually fish this fly with a medium speed strip pause. The fly is most effective when there are minnows on the flats which is starting to happen now so tie some up and let me know how well (or bad) they work for you. Bend backs are simple to tie, fun to fish and allow a lot of creativity and I hope you have as much fun with them as I have.

### Materials

Hook: Size 1 3407 Mustad or equivalent.

Thread: Chartreuse 210 denier

Body: Pearl sparkle pipe cleaner

Wing: Supreme hair in white, fluorescent chartreuse, and olive

Eyes: ¼-inch yellow Hologram Dome

Finish: Cover head and eyes with Aleene's Fabric Fusion or some sort of epoxy

### Tying Sequence

Step 1: Prepare bend back on hook.

Step 2: Lay down a thread base front to back and half way up the hook bend.

Step 3: Prepare pipe cleaner by removing material to expose about ¼-inch of the wire then bending it to 90 degrees.

Step 4: In pipe cleaner at the hook bend on top of the thread base. Tie very firmly and carry the thread back up to the prepared bend.

Step 5: Wrap pipe cleaner forward to the bend and tie off. Clip off excess with wire cutters.

Step 6: Invert hook in vice.

Step 7: Select a small bundle of white Supreme Hair about two hook lengths long. Work the fibers to make the ends uneven. Cut one end square and tie it in on the straight part of the hook just behind the eye.

Step 8: Select a small bundle of chartreuse Supreme that is just slightly longer than the first bundle and tie it on top of the white.

Step 9: Select a small bundle olive Supreme hair that is just slightly longer than the chartreuse and tie it in on top.

Step 10: Build a tapered head and whip finish.

Step 11: Apply eyes and topcoat with fabric fusion or epoxy.

Dan

## Capt. Pat Damico: Fly Casting Clinic. Tip # 53



*By Capt. Pat Damico, Master Casting Instructor*

A discussion with TBFFC editor, Mike Hodge, a very good caster, precipitated this question. When trying to achieve maximum distance, avoid ticking the ground or water on your backcast. A good forward cast must be preceded by a good backcast. I always think of Joan Wulff's excellent illustration in her book which shows how the trajectory of both the forward and backcast must be elevated to compensate for the drop caused by gravity's effect on a very long line. This is assuming that all other casting essentials are in place. Once again, watch your backcast until this becomes second nature.

*Pat Damico, St. Pete Beach*

---

### John Adams' Report from the St. Johns River



*John Adams, our Jax'ville area member, had a good day on the water; the St. Johns River that is. He writes, "Today was the first time I had a chance to fish the river. Caught these 13 bream that weighed a total of 15 lbs. All were caught on my cricket fly or on two subsurface flies*



## Mazzarella: Drill # 3: Pick up and Lay Down

*By Dayle Mazzarella, Master Casting Instructor*

*Editor's note: observant readers of Dayle's series of fly-casting lessons politely noted that the headline said you were going to read about how to do the double haul. But the lesson was a grass drill about narrow loops. The double-haul lesson comes later (much later). For now we need to work on keeping our narrow loops inside the lines, left and right. Okay. Get back to work!*

### **DRILL #3: Pick Up and Lay Down Drill**

**Goals:** a narrow loop front and back, line lands parallel to the rope.

**Casting Principles:** 1) Constant Acceleration to a sudden stop. 2) No Slack. 3) Pause. 4) Straight line rod tip path.

**Step 1** - Rod tip down

**Step 2** - Yarn at 35 feet

**Step 3** - Line straight (no slack)

**Step 4** - Lift while consistently accelerating.(Line in rod hand.)

At 9 AM, 10mph. At 10 AM, 20mph. At 11 AM, 40mph. At 12 noon, 80mph. Now STOP

NOTE: Most of the motion in this backcast should occur in the forearm movement. While doing this step, check the wrist. There should be minimal movement until just before the stop at which time it is best to rotate the wrist back a few degrees. Another important key to watch is the thumb. When the stop is made, the thumb should be pointing straight up. There are two ways to think of this step: a)The rate of acceleration is a lot like flicking water off a paint brush b) Play like there is a big jolly giant looking over your shoulder and you are going to jab him in the eye with your thumb.

**Step 5** - After the stop, wait until the line is completely straight behind you.

**Step 6** - Start forward while consistently accelerating. Again, think of throwing water off a paint brush straight into the wall in front of you! Pound a nail!

**Step 7** - Towards the very end of your forward stroke, rotate your wrist and stop at 10am. *Your thumb and rod should now be aiming at 10 am.*

**Step 8** - After the stop, lower your rod as the line falls. Ideally, your rod tip, line, and leader should all land on the grass at the same time.

**Step 9** - Pick up more line! Or, pick up line off the other shoulder. Always make as small a loop as possible.

### **TROUBLESHOOTING:**

- Wide Back Loop - 1) Began with too abrupt acceleration and/or dropped rod too far back. (Check your wrist and thumb positions. Watch your backcast.)
- Wide Front Loop - Top Leg Parallel to the Ground, Bottom Leg Dipped. (Dropped your rod too much before the stop.)
- Wide Front Loop - Bottom Leg Parallel to the Ground, Top Leg Open (Started forward cast too far down and/or started too fast.)
- Wide Front Loop - Bottom Leg Wide, Top Leg Wide. Or a combination of both faults. (Note: Most wide loops are caused by too much wrist action causing a rainbow-shaped rod tip path. Keep that thumb scraping the ceiling, or use the forefinger on top of rod butt.)
- Rod Doesn't Bend Enough on Forward Cast - (Line doesn't shoot all the way out.)
- Line did not straighten out behind. (Remember that in order to bend the rod, there cannot be slack in the line or there will not be enough power on forward cast.)
- Line appears to have enough speed on forward cast, but line dumps before it straightens. (Too much power causes line to "rebound". Or, rod tip stayed high as line dropped.)
- Tailing Loop - Spike in power. Smooth it out!

### **Knot Sense Makes Sense. So does a UV Flashlight**



#### **It just makes sense. Knot Sense**

Read the directions first, right? Right. By the way, did you know that the original purpose of Knot Sense, the epoxy in the little black tube, was to glue your leader knots together so that they don't come undone? I didn't, even though I have been doing this for some time, and thought it was my idea, before I ever got around to reading the directions. Pretty dumb, eh? As well, I use Knot Sense to build a nice head on some flies, with finish by U.V. flashlight, which stays clear and doesn't turn brown over time like the old epoxy does.

#### **Go tandem for freshwater trout, browns**

Going fishing up north for freshwater trout? Having trouble seeing your #18 dry fly when it's more than a few feet away? Try this: Tie on a #10 or #8 White Wulff or other big, bright dry fly, then tie a length of tippet material to the bend in the big fly with a modified clinch knot. Then tie on the small fly a foot from the big fly. On the water watch the big fly and a one-foot radius around it. If anything moves, set the hook. I got a bunch of nice brown trout on the Housatonic in Connecticut using this method, was high rod among six men, and even attracted the attention of a mooching great blue heron.

#### **Avoid the Hinge Effect**

Rather than use a floating line and a weighted fly when fishing deep, it was suggested to me that I use a sinking line with the same fly. I seems this combination gives much more realistic movement to the fly, which makes sense to me. Try it.

Go get 'em, and good luck!

*Bob*

# Special Friends of Suncoast Fly Fishers

**Firefly FISHING LODGE & RETREAT, LLC**



- Rustic lodging at 90-acre mountain, creek & river paradise
- Guided fly fishing/drift boat packages
- Customized family tours & activities

1414 Robert Miller Lane Mineral Bluff, GA 30559  
706-374-4489 • fireflylodge@tds.net • fireflyfishinglodge.com

Guy Tillotson  
President  
Phone: (904) 342-3138  
Email: guy@grandslamgroup.com

**GRAND SLAM GROUP, LLC**  
Sales & Marketing  
www.GrandSlamGroup.com

3806 Guilford Rd. #6 Naples, FL 34112

© Paula Cannon 1998

**Flint Creek Outfitters**  
Est. 1965 Florida  
www.FlintCreekOutfitters.com

1502 N. Westshore Blvd.  
Tampa, FL 33609  
813 681 1888  
store@flintcreekoutfitters.com

Spin Tackle  
Fly Tackle

**The Fly Guy**  
Capt. Pat Damico

2981 E. Vina del Mar Blvd.  
St. Pete Beach, FL 33706  
Tel: 727-360-6466  
Web: http://captpat.com  
Email: flyguy@captpat.com

GOODYEAR • TOYO • COOPER • MICHELIN

**BOB LEE'S**  
Since 1947  
TIRE COMPANY

**TODD MURRIAN** 727-822-3981  
www.bobleetire.com  
1631 - 4th STREET NORTH • ST. PETERSBURG, FL. 33704

**FLY FISHING Star Valley Outfitters**

- Lessons
- Casting
- Fly Tying
- Fishing Trips

**Dayle Mazzarella**  
(760) 703-0118  
email: emailmazz@yahoo.com




**MetalFab Inc**  
ARCHITECTURAL METAL SPECIALISTS  
WWW-METAL-FAB INC.COM

**On The Fly**  
Fly Fishing and Tying  
Equipment, Instruction, and Adventures

Emver Hyatt  
Cell 727.504.4062  
Info@tbot.com

4203 W El Prado Blvd  
Tampa FL 33629  
Phone 813.443.0660  
Fax 813.443.0662

www.tampabayonthefly.com

Put your business card ad in our newsletter. Just \$100 (or auction items) for 12 monthly issues.  
Contact Paul Sequira  
psequira@tampabay.rr.com

**Special Friends of  
Suncoast Fly  
Fishers**

**Dollar for Dollar**  
Alpen is your Best Optics Buy!

Alpen Optics – Winner of **7 Outdoor Life**  
"Great Buy" Awards. *More than any  
other optics company – EVER!*

 **877-987-8370**  
**alpenoptics.com**

Call ALPEN, use code word "Fly" to receive FREE keylight & catalog.

*Tampa Bay Charter Fishing*  
with  
*Capt. Dan Bungarner*  
aboard  
*"Teacher's Pet"*

*Ph. 727-526-7565 Cell 727-422-9163*  
USCG Licensed



**Canoe Outpost-Peace River, Inc.**  
**Beth Alibro**  
Office Manager, Group Coordinator



 800-268-0083 or 863-494-1215  
863-494-4391 fax  
2816 NW County Rd. 661  
Arnsdale, FL 34266

[www.canoeoutpost.com](http://www.canoeoutpost.com) - [peacepaddler@canoeoutpost.com](mailto:peacepaddler@canoeoutpost.com)

**Carbon Marine**



Carbon fibers and space-age epoxies create the lightest fishing accessories.  
813-928-9887  
**carbonmarine.com**

 **JIM SWANN'S** 

Complete Fly Fishing Shop  
Rods - Reels - Hand Tied Flies - Guide Service  
Fly Tying Materials  
Classes in Fly Tying and Casting

352-567-6029 13650 S. 98 By Pass  
Dade City, FL 33525

 **Shop For Adventure**

SPECIALISTS IN:  
BACKPACKING  
CAMPING  
FISHING  
GUN SHOP  
IN-LINE SKATING  
KAYAKING  
METAL DETECTING  
SCUBA DIVING  
SNOW SPORTS  
STANDUP PADDLE BOARDS

9501 U.S. 19 North, Pinellas Park, FL 33782  
Phone: (727) 576-4189  
[www.billjackson.com](http://www.billjackson.com)



## Al Pitcher: Just Thinking



### Our Mentors

I have been thinking about those people who have influenced me, shaped me and mentored me in our sport of fishing.

Some were family, but others I simply encountered along the way. Each of these people made me into the fisherman I am today. They didn't necessarily light the fires, but they stoked them sufficiently that I have never stopped fishing.

My Dad. My Dad was my first fishing mentor; however, I would not realize it until many years after he was gone. Dad primarily fished from the banks of the Ohio River, its tributaries, or local "Pay-Lakes." He was a simple bait fisherman. He would sit for hours upon end watching the bobber for any indication of a bite. This was, for a kid, the most absolute, mind-dumbing form of fishing you could imagine. However, these adventures with Dad taught me the love of nature, the respect for other fisherman, and how to care for your gear so that it will serve you well into the future.

"Fred-the-Fish." I never knew his last name. I never fished with him, but learned to admire him. He and I had the love of fishing as our common bond. Since I was busy with the beginnings of a career, I lived my fishing adventures vicariously through Fred. Crappie was Fred's thing, and he always came home with a cooler filled with slab size crappies. He drove an old white van and on top of it he carried his twelve foot aluminum boat. Fred's gear was simple: a couple of spinning rods, a few lures and jigs, bait bucket, and an electric trolling motor. What I learned from Fred was to share your knowledge with others, that you don't need fancy boats or gear to be successful at fishing, and keep only what you are going to eat or share.

Walt was an engineer. We worked together for several months on a construction project shortly after I moved to Florida. Our work day ended around 4:00 and we were on the local ponds of Crystal River shortly thereafter. We caught some of the biggest bass this Cincinnati kid every thought possible. On several weekend trips Walt and I fished Lake Arbuckle from dawn to dusk in his 16 foot boat. Our sleeping accommodations was a tent, and our provisions were the fish caught that day supplemented with some of Walt's black skillet cornbread, baked beans, and good strong black coffee for mornings and adult beverages at night. Walt truly stoked the fires of my fishing. He freely gave away all his fishing knowledge simply for the joy of seeing another fisherman grow in the sport.

Who were your mentors? Once again, it is just me thinking!

# David Putnam Fly Fisher Reflections



## Doing the Tenkara

The fly fishing industry must be in bad shape. Patagonia is serious about marketing their Tenkara fishing poles to fly fishermen, for around \$100. It's the Big Bertha of fishing, a promise of great performance for high-handicap fly casters. If you're having trouble getting your wooly bugger out beyond forty feet, get yourself a

Tenkara.

The idea is to be comfortable with casts of under thirty feet...the length of the pole and line. If you want to practice Tenkara casting, head down to any local fishing store and buy a cane pole, or, if you can't find a cane pole, get a fiberglass telescoping pole. They come in a variety of lengths, but around 10-12 feet will get you in Tenkara performance range. Buy a couple. They're cheap. Then, tie on some mono. One piece about as long as the pole will do fine. Say, fifteen pound mono. Tie on your secret, best fly and go fishing. You're ready. Stand and sling out your fly, or your worm under a bobber, and you'll be doing the Tenkara.

Yves Chouinard, Patagonia's leader, a fine fly tier and mountain man, has been producing wonderful clothing and climbing gear for years. He fishes all over the world. He's getting older and obviously bored, or he's out to win a bet with a pal, that his brand can sell *anything*.

Tenkara is cane pole fishing. Next Patagonia will be selling black rubber boots and a skirt to wear over your jeans, and a bucket to sit on while you fish off canal banks and dip snuff.

Anyone who's waded and nymph-fished in a fast, rocky river will see the attraction—a slightly longer, stiffer pole from which to dangle a fly behind rocks and along current edges. This has been called nymphing for eons, this dangling thing. It is not fly fishing, but the equivalent of a bass fisherman's "flipping."

Florida fishermen, don't be fooled. Go back to your wind knots, managing your haul. Learn to cast.



## Bill AuCoin : Flyfisher Flyover

**Noodling** -- Purists don't need tackle, just their bare hands -- Mississippi's grappling season opened May 1. Fisheries biologist John Skains describes the action: "When you reach into a log, the catfish attacks, and you grab it and just hang on." Also, pray that it's not a cottonmouth. ([The Fishing Wire](#))

**Gulf floor video** -- NOAA has some fresh video from its recent exploration of the bottom of the Gulf of Mexico from the ship *Okeanos Explorer*. You'll see some interesting bottom habitat and the sea creatures that live there. ([Discover Magazine](#))

**Help for Kissimmee-Big O-St. Lucie-Caloosahatchee** -- Florida Gov. Rick Scott announced an additional \$130 million from the state budget will help fund projects to improve water quality in the Everglades eco-system. The plan will store water in the Kissimmee River Basin north of Lake Okeechobee then divert it south of Lake O. There's more. ([The Fishing Wire](#))

**Are you in *The Loop*?** You don't have to be a professional casting instructor to read some of the casting insights from the world's best. Be sure to check out *The Loop*, The Journal of Fly Casting Professionals, brought to you by your Federation of Fly Fishers. Here's the Spring 2014 issue. Watch the casting-tying video links, page 23. ([The Loop](#))

**If I were a fish, I'd already be dead** -- Drew Chicone's flies are beautiful to these human eyes, and I imagine any half-hungry fish would gobble 'em up in a flash. Scroll through the pictures. Thanks to David Putnam for calling my attention to this site. Now I'll start fly-tying (or is that fly-trying) again. ([Salty Fly Tying](#))

**Entertainment retailing-** Brandon will get a Bass Pro Shops store, opening in 2015, and it will have on display many Florida artifacts, outdoor antiques, period photos, wildlife mounts and more. Architecture of the store itself is based on the *Old Florida* style with metal roofs, timber frames and coral stone columns. ([Bass Pro Shops](#))

**You can't make this stuff up** -- Worried that the name was offensive to some, the Minnesota state senate voted to change the name of Asian carp to just *invasive carp*. Now the Minnesota house gets to vote on it. So far as we know legislators in the other 49 states and around the world have other things to talk about. ([Chicago Tribune](#))

**Quick, drain the swamps** -- A new climate study predicts that as Mother Earth warms swamps all over will start emitting more methane than normal and, well, you know the rest...Oh, woe is us. ([Watts Up With That](#))