

On The Fly

April 2014 Volume 24, Issue 4

PREZ SEZ

As I begin my term as the president of what has to be the best fly fishing club in the U.S. I found myself thinking about what got me here. Before I go into that though I want to send a big shout out to Tom Gadacz. While Tom would be the first to acknowledge the contributions of so many of the talented volunteers who support club activities, Tom poured his heart and soul into SFF. He was untiring in his quest to make this a fun organization that listens to and serves its members, and a club that supports the goals and values that we have established to guide us.



Kirk Burton, President
Suncoast Fly Fishers

Thanks Tom. I am in your debt.

Historians and archeologists tell us that man has been catching and eating fish for about 40,000 years. Undoubtedly, fishing started as a means of survival. If you lived somewhere with access to fish, developing the skills to catch fish provided a source of protein and was likely safer than chasing a mastodon around with a pointy stick.

In many places even today fishing is about survival. And while we may enjoy eating our catch from time to time, we are able to fish because we enjoy it. I grew up fishing lakes and ponds in Georgia but I wasn't an avid fisherman. It was about spending time with family.

I know its not PC now but in the 60's it was something that men and boys did and I enjoyed being outdoors and listening to the conversations of role models, my Dad, uncles and older cousins.

When I was about 14 during a visit to South Georgia an older cousin gave me a rod with a top-water plug on it, pointed across a farm pond, and said cast to the right of that grass, let it sit for about three seconds and then give it a twitch. I did what he said and BAM my first largemouth bass. After that I was "hooked", and began to fish more often and by myself if I couldn't find anyone else who wanted to go.

Also in this issue of On The Fly

NEWSLETTER OF THE SUNCOAST FLY FISHERS

On The Fly

April 2014 Volume 24, Issue 4

• News 'n' Notes	2
• We are Suncoast Fly Fishers	3
• Hog Roast Survey 2014	4
• Alan Sewell: Review-Previews	5
• Hog Roast 2014	6,-7-8
• AuCoin: Rodney Smith's IRL	9
• Putnam: Ready Set Go: Glades	10
• Sewell: Ready Set Go Glades	11
• Pitcher: Ready Set Go Glades	11
• In The Boat. On The Bench	12
• Richardson In The Spotlight	13
• Tying Bench: Simple Baitfish	14
• Pat Damico: Casting Clinic	15
• Mazzarella: Double Haul	16
• Robert Morrison: How-To	17
• Special Friends of SFF	18-19
• Al Pitcher: Just Thinking	20
• David Putnam: Reflections	21
• Bill AuCoin: FlyFisher FlyOver	22

Continued >>>

PREZ SEZ



Then, and even today at some level, it was about the thrill of the hunt, the satisfaction of using skills and knowledge to “find-fool-and fillet” the prey. Years of fishing have given me more skills and knowledge and I still enjoy the hunt, but I also enjoy what I get from SFF, the fellowship of sharing my love of fishing with others, making friends and spending time with them on the water, and learning new skills from those with a lot more expertise than I have. Thanks for giving me the chance to help guide a great organization.

Now, let's fish.

Kirk

News 'n Notes

Hog Roast a Big Success– We netted 1,398.84. Alan reported a lot of Sonny's BBQ pulled pork and ribs were left over and will be used at future outings.

Website Updated--Webmaster Dick Miekka and website host Tom Anderson have pretty much brought our club's website up to date. Check it out, www.suncoastflyfishers.com

Volunteers needed -- Project Healing Waters Veterans Flats Expedition on Saturday May 17 from 9 am to 1 pm at Bradenton Yacht Club with approximately 30 boats and captains. Pat Damico will circulate a volunteer sign-up sheet for May 17 PHWFF Event at Bradenton yacht Club. The Suncoast Fly Fishers May outing will be staged at nearby Emerson Point Preserve in Manatee County to complement PHW support by our club's volunteers.

Upcoming events ---

- E.G Simmons Park Youth Camps: 1-4 pm on June 23, July 1, 18. and August 4
- IFFF FISHING FAIR, Livingston, Montana August 5-9.
- Florida Sportsman Show at Florida Fairgrounds, September 13-14.
- FL COUNCIL IFFF EXPO at The Plantation Inn, Crystal River, Fl. October 10-11.

Welcome New Members

Jimmie O'Dell Carroll, Gate City, Virginia



Jimmie writes, "I was raised in southern West Virginia and one of my earliest memories is of my father fishing with a fly rod. I started fly fishing while in Germany and bought my first rod, a Shakespeare *WonderRod* in 1962, and I still have it. I lived in Colorado and had a sheep herding rancher teach me "stuff" and now I've been back in southwest Virginia 36 years and fish around here and down in the Smokey Mountain streams. I like it."

(New members: Introduce yourselves to fellow club members. Let us know about your interest in fly fishing, how long you've been a fly fisher and how you got introduced to the sport. Email Bill AuCoin, wmaucoin@verizon.net. Send a picture, too!)

We are Suncoast Fly Fishers

Suncoast Fly Fishers

P. O. Box 40821
St Petersburg, FL 33743-0821
www.suncoastflyfishers.org

Club Officers

Pres: Kirk Burton, 727-631-3033
Vice Pres: Tom Trukenbrod
Sec: Ken Hofmeister, 727-521-1637
Treas: Karen Warfel

Board of Directors

Dick Miekka - Dan Bumgarner - John
Craig - Alan Sewell - George
Haseltine-David Putnam. Pat Damico.

Committees

Volunteers welcome. Please speak to
any director.

Casting Skills -- Pat Damico, MCI;
Dayle Mazarella, MCI

Federation Liaison - Pat Damico

Fly Tying -- Myron Hansen

Membership -- Karen Warfel

Webmaster - Dick Miekka

Hog Roast 2015- OPEN

Club Outings and Lunches -- Alan
Sewell, Richard Oldenski, Mark Hays

Project Healing Waters -- John Craig,
Terry Kirkpatrick

Raffles -- Dave Barson

Programs -- Board of directors

Newsletter, publicity -- Bill AuCoin



Aims and Purposes

Suncoast Fly Fishers (SFF) are dedicated to sharing their total fly fishing experiences and to developing interest in fly fishing in both fresh and salt water. We promote and teach both fly fishing and related subjects of fly-tying, rod building, fly-casting and knot tying. Through collaboration, fellowship, conservation and sportsmanship, we help members become more skilled, have more fun, and be more productive in the sport. SFF supports the conservation of natural resources, boating safety and fishing regulations.

SFF Club Calendar

- April 17. Meeting. How-to program and fly tying with Capt. Dan Bumgarner.
- April 19, Urban Outing—The waters off of downtown St. Pete. Lunch by John Craig at

Northshore Park at 11:30 am. See *Reviews and Previews* in this issue for more details.

- April 25-27, Everglades canal weekend. HQ is La Quinta Inn, Fort Lauderdale. More info in Alan's *Reviews & Previews*
- May 15. Meeting
- May 17, 2014 -- May Outing, Emerson Point Preserve, Manatee County. Volunteer sign up at April meeting.
- June 19. Meeting featuring Capt. Ethan Kiburz speaking about sight fishing for tarpon. He'll tie the Borski Tarpon Shrimp fly.
- June 21, 2014 -- June Outing. Hillsborough River with lunch at Trout Creek.

Monthly Meetings

Third Thursday of each month (except December) in the community center at Walter Fuller Park, 7891 26 Avenue N. St. Petersburg. Fly tying 6 to 7 pm. Meeting and program 7 to 8 pm.

Suncoast Fly Fisher: Complete this survey and bring it to the April meeting or mail it to: Suncoast Fly Fishers P.O. Box 40821, St. Petersburg, FL 33743-0821

SFF Survey on 2014 Hog Roast and Silent Auction

1 = Excellent; 2 = Very Good; 3 = Good; 4 = Fair; 5 = Poor

Please circle your evaluation of the categories below. At the bottom, please enter any additional comments.

Please **do not sign your name.** Bring to membership meeting or mail to

Suncoast Fly Fishers, PO Box 40821, St. Petersburg, FL 33743

Location 1 = Excellent; 2 = Very Good; 3 = Good; 4 = Fair; 5 = Poor
City of Treasure Island Auditorium

Program

Jeff Klinkenberg 1 = Excellent; 2 = Very Good; 3 = Good; 4 = Fair; 5 = Poor

Year in Review 1 = Excellent; 2 = Very Good; 3 = Good; 4 = Fair; 5 = Poor

Quality of food

Pork 1 = Excellent; 2 = Very Good; 3 = Good; 4 = Fair; 5 = Poor

Ribs 1 = Excellent; 2 = Very Good; 3 = Good; 4 = Fair; 5 = Poor

Chicken 1 = Excellent; 2 = Very Good; 3 = Good; 4 = Fair; 5 = Poor

Mack & cheese 1 = Excellent; 2 = Very Good; 3 = Good; 4 = Fair; 5 = Poor

Beans 1 = Excellent; 2 = Very Good; 3 = Good; 4 = Fair; 5 = Poor

Cole slaw 1 = Excellent; 2 = Very Good; 3 = Good; 4 = Fair; 5 = Poor

Garlic/corn bread 1 = Excellent; 2 = Very Good; 3 = Good; 4 = Fair; 5 = Poor

Banana pudding 1 = Excellent; 2 = Very Good; 3 = Good; 4 = Fair; 5 = Poor

Door prize 1 = Excellent; 2 = Very Good; 3 = Good; 4 = Fair; 5 = Poor
(10 wt Alan Sewell rod + reel & line)

Grand raffle prize 1 = Excellent; 2 = Very Good; 3 = Good; 4 = Fair; 5 = Poor
(TFO rod, reel and line)

Fly boxes 1 = Excellent; 2 = Very Good; 3 = Good; 4 = Fair; 5 = Poor

Fishing trips 1 = Excellent; 2 = Very Good; 3 = Good; 4 = Fair; 5 = Poor
/casting lessons

Silent auction items 1 = Excellent; 2 = Very Good; 3 = Good; 4 = Fair; 5 = Poor

Bucket raffles 1 = Excellent; 2 = Very Good; 3 = Good; 4 = Fair; 5 = Poor

Length of event 1 = Excellent; 2 = Very Good; 3 = Good; 4 = Fair; 5 = Poor

Awards ceremony 1 = Excellent; 2 = Very Good; 3 = Good; 4 = Fair; 5 = Poor
Vision/Values award; Fishing awards

COMMENTS & SUGGESTIONS:

Alan Sewell's Fishing Reviews & Previews



March 19, 2014 - Fred Howard Park was the site of our last outing. Thanks to all of our members who drove from south St. Petersburg to fish this event. The weather was good, food was good, friends were good, but fishing was not the best. However, we did fish and our trophy fish competition for the day was for the largest trout. Richard Oldenski beat out all of the members present to win the prize. His trout was caught while wading and using one of his special tied flies. Congratulations to Richard.

April 19th, 2014 - St. Petersburg Urban Outing. This is our annual downtown fishing event. Fishing zone will be between Coffee Pot Bayou and Demens Landing; both have boat ramps. Wading is easy downtown, just step off the seawall for good grass flat fishing. Kayaks or canoes can be launched over the seawall or behind North Shore Aquatic Complex. Great parking on North Shore Drive or any of the parking lots. The prize for the day will be the largest ladyfish. Lunch will be served at noon at Flora Wylie Park, 13th Ave. NE and North Shore Dr.NE.

April 25 - 27, 2014 -- Everglades canal fishing. La Quinta Inn has rooms for S.F.F. for \$76.50 per night. Call Gladys at 954-846-1200 for reservations. See March "On the Fly" for info on this trip. This is always a great time to fish and have fun. (I will be fishing in South Carolina and not be at our April meeting. Call me at 727-470-4570 for info or ask any member that has gone before. Hope to see you there.)

May 17, 2014 -- May outing, Emerson Point Preserve in Palmetto. Project Healing Waters tournament is on this day also at the Bradenton Yacht Club. They may need some members to help Vets fly fish so our proximity will give them flexibility if they need boats or volunteers. Pat Damico is in charge and will explain at the April meeting.

(NOTE: Pat Damico emails...Members of SFF that are either volunteers, assisting vets on boats or boat operators will be at BYC as guests for activities including lunch. Other SFF members not involved with PHWFF event can fish Emerson Point, which is very close, providing their own lunch. A good participation with this event by SFF members will help our PHWFF logistics so that we will not have to get people to help from farther away. Our club members are always up for that kind of help and always do a great job.)

June 21, 2014 -- Hillsborough River Float Trip. Fish and float down the River and have BBQ at Trout Creek. Great family fun.

2014 - 2015 Tournament Results

All fish are open

2013 - 2014 Tournament Results. Congratulations to...

Largest Bass - George Haseltine
Largest Sunfish - Siobhan Archard
Largest Trout - Mark Craig
Largest Redfish - Mark Hays
Largest Ladyfish - Rick Warfel

NOTE: 2014-2015 tournament starts with the March 2014 outing. All fish entered in the yearly contest must be caught at the club outing, in the zone defined, and must be at least the legal size set by the Florida Fish and Wildlife Commission (FWC).

Alan

SFF Hog Roast and Silent Auction

(It was a pretty big deal)

By Bill AuCoin. Photos by Bob McIntyre, Tom Gadacz and Bill AuCoin

Suncoast Fly Fishers and their families and guests convened for their annual Hog Roast and Silent Auction. This was Saturday, March 29, at the City of Treasure Island Auditorium.



Vision and Values--Paul Sequeira (l) was recognized for his dedication and hard work for the Suncoast Fly Fishers. Outgoing President Tom Gadacz (r) thanked Paul for his service as club treasurer and for his wise advice and counsel.



Vision and Values trophy tonner

We raised a lot of money (almost \$1,400) and a lot of fly fishers (aka *gear collectors*) forked over mucho moolah and took home beautiful flies, rods and reels, a fly line holding mat for the deck of your boat. Oh, there was a Go Pro Camera you can install on your boat to video your every ~~bad~~ ~~east~~ exciting hook up. And many bid on a powerful Alpen Optics spotting scope for when you're searching for diving birds (or looking for rolling tarpon).

Members are encouraged to express their generous thanks -- that means buy something -- to the gear and service donors, special friends like Flint Creek Outfitters, Bill Jackson's Shop for Adventure, Carbon Marine, and guides like Capt. Pat Damico, Dayle Mazzarella and Dan Bumgarner who donated days on the water.

Adding to the upbeat occasion was a delicious meal of pulled pork and ribs with sides and banana pudding for dessert. (BONUS: lots of leftovers will be put to good use at club outings.)

After dinner members and guests got to hear what Florida was like before air conditioning came to our hot-in-the-summer state.

Jeff Klinkenberg of the Tampa Bay Times talked about growing up in Miami in the 50's and 60s, skipping school dances and boy-girl things so he could get out of bed at 4:30 am and fish for bass in the Everglades then cruise the Loop Road off of Tamiami Trail with his pals in search of snakes. They sat on the fenders of a old Pontiac and, when they saw a snake one of them would jump down and grab the snake by the tail. They left the poisonous snakes alone but the non-poisonous reptiles would often bite them in the hand. Ouch.



Featured speaker
Jeff Klinkenberg, Mr. Real Florida feature writer for the Tampa Bay Times

More Hog Roast and Silent Auction pictures on the next page

Continued..Hog Roast and Silent Auction




Orvis Sling Pack --Andy Constantinou had the winning bid ...and smile.



Alpen Optics Waterproof Spotting Scope. Rick Yarn checks it out. Woody Miller offers him a pen to make the bid. Woody also emceed our annual fund raiser.



Well done!
Karen and Rick Warfel, Hog Roast-Auction co-chairs, go down their checklist.



TFO 7-wt and BVK reel -- Adam Hays held the winning \$5 raffle ticket for this sweet TFO rod-BVK reel-Wulff line outfit.



Pleased with his Door prize -- Dick Miekka took home a 10-weight outfit and a rod handcrafted by our own Alan

Continued...Hog Roast and Silent Auction



And a little cold refreshment to finish off a feast of pork and pudding. That's her dad, Mark Craig. His toddler is a future fly fisher and president of the United States



President Kirk Burton jives with emcee Woody Miller. Let the festivities begin.



Jeff Klinkenberg (l) accepts two original Carl Hanson bendback flies presented by Bill AuCoin who introduced our event speaker.




Money changers -- And it's a good thing! Joe Dail (l) and Paul Sequira staffed the welcome table and sold raffle tickets for the TFO 7-wt rod and BVK reel.

Bill AuCoin: Fishing the Indian River Lagoon (Captain Rodney Smith - gives us the when and where)

Capt. Rodney Smith is a Tampa area native but his "hometown" now is the Indian River Lagoon, a 156-mile estuary stretching from Ponce de Leon inlet in Volusia County in the north to Jupiter Inlet in Palm Beach County in the south. It's big.

And it's an amazing place for anglers and other outdoor adventurers like Capt. Rodney Smith. He has guided here and raised a family here and, importantly, kept a where-when-what log of his adventures for many years.

Smith used his logs to help write one of his more successful books (yes, he's an author, too) -- *Enjoying Life on the Indian River Lagoon Coast* -- and he shared some of those memories with Suncoast Fly Fishers at the March meeting.



Buy this and other Rodney Smith books online at rodneysmithmedia.com

In January 1994 he was hunting gators (gator trout, that is) in Sebastian Inlet. In February 1997 he was creeping up a shallow creek in search of baby tarpon and snook. There are red drum at night in March. Tripletail in April. Every fish possible in May at the Dangling Dragon where the Banana River meets the Indian River. And so on.

The Indian River Lagoon has the best fishing in the world, he said to a room full of Tampa Bay anglers. Now that's a challenge. He could be right. We don't have enough information yet to know that for sure. So we'll have to make that short drive across the state with fly fishing gear and generate fresh data for our research. Thanks, Rodney.

David Putnam: Ready-Set-Go to the Everglades

Gather up your poppers, gurglers and spiders

My favorite fly for everglades canals is a white, yellow, brown, red, orange, grey or chartreuse popper with a bit of flash off the stern, two rubber legs per side, tied on a size 8 bug body I've either purchased online or at Bill Jackson's. Some tiers get fancy and use marabou in a small tuft off the back, but it will be chewed off in a few minutes..

One year I caught a mudfish around ten pounds on a "gurgler", which is also a good fly, but more trouble than it's worth. It should only be tied in white, unless you like another color. I've seen people using gurglers with a weed guard, but suspected that they were poor casters who couldn't keep the fly in open water a few feet from the tuiles, which is close enough to catch 98.2% of the fish who might be interested due to hunger, anger or curiosity. The recipe for gurglers can be found online at YouTube, or at more than three thousand other sites. No one will know you didn't tie 'em, except your boating partner. I said boating because it's no place for kayaking, due to the large aquatic lizards and gigantic pythons known to lurk in the region.

Another proven fly is called a "spider," which is a size 8 hook with a bit of flash off the back of the hook, onto which is tied a folded tiny piece of foam the size of a Mexican dime, tied at its mid-section so it has a jointed look like a wasp, bee or big-ass ant. Then you add a couple of legs off each side made of the teensiest rubber leg material you can buy or pull out of the waist-band of your jockey shorts. See "foam spider" on the Club website, or almost anywhere freshwater flies are mentioned online. Buy foam bodies at a fly shop...any fly shop. Easiest fly to tie there is.

With topwater flies you get to see the fish strike, which is why you're fishing in the 'Glades. Plenty of hits! Good training for new fly casters to learn to "strip-strike" rather than lifting the rod first. Gotta watch the fly, keep the line tight.

Most of the fish are smallish, so a size 8 hook will catch more than a larger one. Out of around two hundred fish I caught on my last 'Glades trip, one was over two pounds. If you want big bass on a fly you're in the wrong water. An alligator over ten feet will have no trouble straightening a size 8 hook, which is another plus, as they will eat a popping bug or a piece of chicken, or your hand as you reach down to unhook a fish. Ah, fun in the Everglades!

Alan Sewell: Ready-Set-Go to the Everglades

Which bug do you fish? It's a process of elimination, says Alan

I really only use two styles of "bugs" when I am fishing for freshwater species. I have one rod with a cork or foam popper and another rod with a foam spider.



I start fishing with each style to see what the fish are striking. I use white, yellow and green in each style to see if any color is better. I use a different color than my partner to show the fish more choices.

Oh, and don't forget purple.



Al Pitcher: Ready-Set-Go to the Everglades

Everglades Canal Starter Kit

You might need all of these. Al has tied poppers, gurglers, spiders, ants and bees.



'Tis the Season: On the bench. In the boat.



Nicely positioned -- That's Rick Warfel fly fishing the Tampa Bay flats off of Simmons Park. He's fishing from the poling platform on Andy Constantinous's flats boat. Nice set up, Andy.



Be Prepared -- Al Pitcher's been at the tying bench - Getting ready for flats and dock light fishing.



Those amazing ladyfish -- Ken Hofmeister's granddaughter Julia brings one to the boat.



Dock light snook -- Kirk Burton writes, "Myron (Hansen) and I went dock light fishing this week and I was breaking in my new 7 wt rod. In addition to this snook we caught more than a dozen trout in the 12-13 in range and several silver trout. This was my first snook on fly and a great fight.

Member in the Spotlight

JAMES (MAC) RICHARDSON

"I don't need any more flies"



Hometowns: Cheboygan, Michigan (7 months). St. Pete Beach (5 months)

When did you join Suncoast Fly Fishers? About 2007

What is your favorite gamefish to catch on a fly, and why?

Rainbow trout. It's a strong fighter and it's a beautiful fish found in beautiful places

What are your top three places to fly fish? Alaska. Montana. Michigan.

What is your go-to fly rod and fly reel? 9-foot 5-weight. Battenkill 5/6 Disc

How and when did you get introduced to fly fishing? I was a 15-year old kid who took it upon himself to explore the Maple River in Northern Michigan.

Why do you like fly fishing compared to fishing with conventional tackle? Watching a fish take a fly off the surface

Do you tie flies? What flies do you like to tie? I know how to, but don't anymore. I owned a fly shop in Ann Arbor for 11 years and when I closed it I ended up with about 3,000 flies of various kinds. I don't need any more flies!



The Plantation Inn, Crystal River, Florida

Save the Date

Florida Fly Expo

Oct. 10-11 2014

Tying Bench – Simple Baitfish....Tied by Al Pitcher



There are many “Simple Baitfish” patterns. The one I have tied for the past several years is primarily designed to be fished high in the water column of the flats or around docks. As with most bait fish patterns, you can alter the color scheme to meet the local baitfish. This pattern is not only very simple to tie, but it is a killer for snook and trout. If you wish to fish a little deeper in the water column, just wrap the hook shank with some lead prior to adding the material.

Materials

Hook: Gamakatsu SC 15 Hook size #2 to #1/0. I prefer the #1.

Thread: Monofil .004 and Danville 210 denier, flat waxed nylon; tobacco or dark brown.

Wing/Body/Belly: EP 3D Fibers in the colors of Back Country, Mullet, Baitfish Olive, and Baitfish Belly.

Eyes: 1/4”-3/8” Hologram Dome Eyes; size selection is based upon the final product.

Glue: Head cement and Clear Cure Goo (CCG); in lieu of CCG you can coat the eyes, head, and wraps with Hard as Hull.

Tying Sequence

Step 1: Starting at the hook eye, lay down a base of Monofil back to the hook bend and then back towards the eye.

Step 2: Begin just in front of the hook point. Tie in small amount of EP Back Country Fiber. Next, tie in small amount of the EP Mullet slightly in front of the previous material. Finally tie in another small amount of EP Baitfish Olive

Step 3: Turn the hook over and tie in a small amount of EP Baitfish Belly.

Step 4: Whip finish and tie off the Monofil. Form a head with the Danville 210 denier; whip finish and tie off the Danville.

Step 5: Place eyes and coat them and the head with either CCG or Hard as Hull. If using Hard as Hull, several coats may be needed.

Al

Capt. Pat Damico: Fly Casting Clinic. Tip # 52



By Capt. Pat Damico, Master Casting Instructor

We recently had a casting clinic with a large attendance. There was some wind and most participants chose to cast with the wind at their back thinking that would be advantageous. Working with intermediate to advanced casters, most had the same problem, tailing loops on their forward cast. The cause of most was a very large loop on their backcast that did not penetrate the wind unloading the rod, causing it to straighten. The forward cast then began too fast attempting to load the rod resulting in an incorrect application of power causing the rod tip to travel in a concave direction. All casts should begin slowly, pick up speed and then end with a crisp stop. Standing with your foot on the casting side slightly behind the other allows you to observe your

backcast and make the necessary correction.

Pat Damico, St. Pete Beach

Florida Fly Fishing Clubs in the Florida Council of the International Federation of Fly Fishers

[Florida Council, IFFF, Facebook](#)

[Backcountry Fly Fishing Association of Brevard](#)

[Backcountry Fly -Fishing Association of Orlando](#)

[Panhandle Flyfishers](#)

[Tampa Bay Fly Fishing Club](#)

[Florida Big Bend Flyfishers](#)

[Mangrove Coast Fly Fishers](#)

[Mid-Coast Fly Fishers](#)

[Stuart Flyrodders](#)

[Suncoast Fly Fishers](#)

[Sunshine City Anglers](#)

[Tarpon Coast Fly Fishers](#)

[Backcountry Fly Fishers of Naples, Florida](#)

[Tri-County Fly Fishers](#)

[Fly Fishers of NW Florida](#)

[Charlotte Harbor Fly Fishers](#)

Mazzarella: Practicing and perfecting the double-haul

By Dayle Mazzarella, Master Casting Instructor

GOALS: Throw narrow loops front and back, the basis for double-haul drill and false casting

Casting Principles: Straight line rod tip path (appropriate arc for amount of line), constant acceleration. A simple way to think of arc is to imagine your rod is the hour hand of a clock. Straight up is 12 o'clock, parallel to the ground and in front of you is 9am, parallel to the ground and behind you is 3 pm. The amount of the clock face you use during a casting stroke is the "arc".

SET UP: 70 foot tape or rope on the ground with wind at right angles to tape. Mark the middle with a cone. Place a cone at both ends. Stand in the middle of the tape with your back to the wind facing the tape.

Step 1: Stand away from tape a little less than one rod length. Rod tip should be past rope 1 foot or so. Line should be parallel to tape with yarn in front of you 35-feet.

Step 2: Point the rod at 10:30 am and flex your wrist a little. Rod tip should now be on the tape.

Step 3: With wrist only slightly cocked, start dragging line towards backhand side with constant acceleration. Draaaag ...

Step 4: As rod approaches 1pm. rotate wrist sharply (almost "pop" the wrist) and stop. The line should have created a narrow loop and line and leader should be parallel to tape. Try and hit the cone at the end of the rope with your yarn.

Troubleshooting: 1) Open loop (a) Accelerated too fast to begin with. (b) Rod went too far before the stop or started too far back. (Remember to reduce your wrist flex and resulting arc!!) (c) Your stop was not abrupt enough. 2) Line did not fully extend. Not enough power applied. 3) Created tailing loop. (a) Not constantly accelerating (b) Too short of an arc or stroke (c) both (a) and (b).

Step 5: Repeat one through 4, but as a forward cast.

Note: It is best to simply let the line sit still between the back and forward strokes, especially at first. If the line doesn't straighten, have your partner straighten it, or you back away from it until it is straight. *You need a straight line with no slack!!* Troubleshooting Step 5 - Same as in Step 4.

Step 6: Strip out 10 more feet of line and repeat. Walk towards line about 6" and repeat steps 1 - 5 above. Rod tip should now be farther down the line. You have increased stroke length and arc as you increase line! Principle: Long line = longer stroke length and longer arc. Shorter line = shorter stroke length and shorter arc.

Need a Challenge?

Step 7. Increase line to 45-feet. Increase arc and stroke. You will need to move a little closer to the tape.

Step 8: Begin reducing the length of time the line sits on the ground between strokes until it is simply false casting.

Step 9: Gradually move the cast to vertical. You will also need to gradually move your body from facing the tape to facing parallel to the tape. This is drill number 3 in this clinic.

Step 10: Repeat Steps 3 through 11 using line hand to control line.

Heavy fly? Just pretend it's a Nerf ball



Heavy fly? Try oval cast. Casting large flies can present us with problems, such as wind resistance. In such situations, using a heavier, shorter leader can be helpful. Casting distance can also be increased by increasing line speed through double hauling and keeping casting loops tight. Increase the waiting time at the end of the backcast, watching your line until it is almost straight out behind you before starting the forward cast. Line speed and timing. It sounds simple, but requires practice and patience.

When casting a heavy fly, things are different. Slow down the pace as much as possible. Lift the fly to the water surface before starting the backcast. Try to make an oval or swinging cast to keep the fly moving, not waiting for the line to straighten out behind you, but swinging your rod out to the side and pulling the line around to the forward position, very much like casting a stone with a sling. You are using centrifugal force here, just as David did with Goliath. By way of comparison, think of a bulky fly as a Nerf ball or badminton birdie, while thinking of a heavy fly as a shot put, which must be swung before being released. Try it.

A rising tide lifts all possibilities

I have learned that fishing a rising tide is a good idea, especially in areas where the water is showing a visible current. Baitfish move into the newly flooded areas to feed on plankton, and the game fish follow. At these times tailing redfish may stop feeding on crabs and switch to baitfish and shrimp as they move into the deepening water column. Mullet flies and gurglers can work well at these times, especially close to shore. Watch up and down the shoreline, and you may even see predator fish hunting in water so shallow that their dorsal fins are out of the water. Cast to the side of them, not past them, and retrieve your fly away from them, not toward them.

Catch more fish with this one weird tip. Watch the tides and barometer. Look for times when the tide is coming in and the barometer is dropping. Fishing at these times should bring you some pleasant surprises.

Bob

Special Friends of Suncoast Fly Fishers

Firefly FISHING LODGE & RETREAT, LLC



- Rustic lodging at 90-acre mountain, creek & river paradise
- Guided fly fishing/drift boat packages
- Customized family tours & activities

1414 Robert Miller Lane Mineral Bluff, GA 30559
706-374-4489 • fireflylodge@tds.net • fireflyfishinglodge.com

Guy Tillotson
President
Phone: (904) 342-3138
Email: guy@grandslamgroup.com

GRAND SLAM GROUP, LLC
Sales & Marketing
www.GrandSlamGroup.com

3806 Guilford Rd. #6 Naples, FL 34112

© Paula Cannon 1998

Flint Creek Outfitters
Est. 1965 Florida
www.FlintCreekOutfitters.com

1502 N. Westshore Blvd.
Tampa, FL 33609
813 681 1888
store@flintcreekoutfitters.com

Spin Tackle
Fly Tackle

The Fly Guy
Capt. Pat Damico

2981 E. Vina del Mar Blvd.
St. Pete Beach, FL 33706
Tel: 727-360-6466
Web: http://captpat.com
Email: flyguy@captpat.com

GOODYEAR • TOYO • COOPER • MICHELIN

BOB LEE'S
Since 1947
TIRE COMPANY

TODD MURRIAN 727-822-3981
www.bobleetire.com
1631 - 4th STREET NORTH • ST. PETERSBURG, FL. 33704

FLY FISHING Star Valley Outfitters

- Lessons
- Casting
- Fly Tying
- Fishing Trips

Dayle Mazzarella
(760) 703-0118
email: emailmazz@yahoo.com



MetalFab Inc
ARCHITECTURAL METAL SPECIALISTS
WWW-METAL-FAB INC.COM



On The Fly
Fly Fishing and Tying
Equipment, Instruction, and Adventures

Emver Hyatt
Cell 727.504.4062
Info@tbotf.com

4203 W El Prado Blvd
Tampa FL 33629
Phone 813.443.0660
Fax 813.443.0662

www.tampabayonthefly.com

Put your business card ad in our newsletter. Just \$100 (or auction items) for 12 monthly issues.
Contact Paul Sequira
psequira@tampabay.rr.com

**Special Friends of
Suncoast Fly
Fishers**

Dollar for Dollar
Alpen is your Best Optics Buy!

Alpen Optics – Winner of **7 Outdoor Life**
"Great Buy" Awards. *More than any
other optics company – EVER!*

 **877-987-8370**
alpenoptics.com

Call ALPEN, use code word "Fly" to receive FREE keylight & catalog.

Tampa Bay Charter Fishing
with
Capt. Dan Bungarner
aboard
"Teacher's Pet"



Ph. 727-526-7565 Cell 727-422-9163
USCG Licensed

Canoe Outpost-Peace River, Inc.
Beth Alibro
Office Manager, Group Coordinator





800-268-0083 or 863-494-1215
863-494-4391 fax
2816 NW County Rd. 661
Arredondo, FL 34266

www.canoeoutpost.com - peacepaddler@canoeoutpost.com

Carbon Marine



Carbon fibers and space-age epoxies create lightest fishing accessories.
813-928-9887
carbonmarine.com

 **JIM SWANN'S** 

Complete Fly Fishing Shop
Rods - Reels - Hand Tied Flies - Guide Service
Fly Tying Materials
Classes in Fly Tying and Casting

352-567-6029 13650 S. 98 By Pass
Dade City, FL 33525



9501 US HWY 19 N - Pinellas Park
727-576-4169

Put your business card ad in our newsletter. Just \$100 (or auction items) for 12 monthly issues. Contact Paul Sequeira psequeira@tampabay.rr.com

Al Pitcher: Just Thinking



So What's Next?

After reading the March issue of our newsletter, I began thinking just how much the Suncoast Fly Fishers (SFF) has changed since I joined it some 12 years ago. At that time, SFF was mainly just a fly fishing club. However, through the hard work and dedication of our officers, directors, and members we have grown not only in numbers, but in quality. Although our primary purpose is still that of a fly fishing club, we are so much more than that today.

Our Visions and Values and our Aims and Purpose are firmly established. Through our affiliation with the International Federation of Fly Fishers (IFFF), our reach is way beyond St Petersburg. We are viewed as one of the premier fly fishing clubs in Florida.

As Ken Hofmeister mentioned in his "Salute to Our Outgoing President," we are actively involved in working with youth through Marine Quest and the summer camp at E.G. Simmons Park in Ruskin. Our work with Project Healing Waters Fly Fishing is well known. We rarely miss an opportunity to attend shows to demonstrate fly tying and to introduce people to our sport. Through our representation on the Florida Council of the IFFF, we are involved in conservation. So, what's next for SFF?

Well, first and foremost, we need to keep up what we are doing. However, there are few areas that I believe we as a club should be involved in as we move forward. These are just a few ideas, and you may have your own. If you do, let your board and officers know. Here are mine:

- More involvement in conservation and research through organizations such as The Bone Fish and Tarpon Trust (www.bonefishtarpontrust.org) and Tampa Bay Watch (www.tampabaywatch.org).
- Establishment of a scholarship for students majoring in the marine or environmental sciences.
- Expand our efforts in working with youth interested in fly fishing and fly tying.
- Reach out to more women fly fishers.

These are just a few ideas. What are yours? Again, it is just me thinking.



David Putnam: Fly Fisher Reflections

Fat Kayak

My kayak gained weight since I last used it, or so it seemed when I loaded it in my SUV recently. Maybe that's why I haven't used it? I didn't think about putting it up top, on the rack where I've carried it for years, but settled for second-best. Let it hang out, tie it in, pink surveyor's tape to flap a warning. Short trip, an easy decision...at my age, 71.

I made another decision years ago: don't use a sit-on-top kayak. My arse is below the waterline in my sit-in boat, making it more stable than a sit-on-top. Inuits had to stay dry or die.

Maybe age has something to do with falling off kayaks. This winter I helped two men who fell off their sit-on-top in Tampa Bay and couldn't get back aboard. We got them in our skiff then towed their boat. They were in their late sixties, both tired and cold, one near panic.

Recently a pal in his sixties fell off his sit-on-top in a local lake, and unable to re-board, was towed ashore. I didn't ask about his cell phone or fly rod.

Think it's easy to get back aboard your kayak? Try it in a swimming pool. While you're at it, swim a few lengths to test your stamina... in your fishing clothes. Feel old?

One of my pals is overweight, in his seventies, and complains about his back, so when we go wading for bluegills I bring along a 6-foot aluminum ladder so I can help him climb back aboard. It's his three-toed cane. We'll keep fishing. Whatever it takes.

Another tough old Cracker fishing friend told me that he wears a life vest now when he fishes by himself. Said he knows he couldn't get back aboard. (Until now we laughed at "Yankees" wearing life jackets.) I noticed that he carefully puts his cell phone in a zip-lock bag inside a larger zip-lock, in the pocket with his heart pills.

It's time to rethink climbing up on a skiff's poling platform. Agile young men, top fishing guides, fall off those things. I did once forty years ago, into the water, luckily.

I've read about tying fly leaders at home, some with flies attached. Why does that suddenly seem smart?

Before I leave home I will stop and go over the check list I've made, and just before backing the boat down the ramp I'll re-check the tie-downs and the plug, and make sure it's ready to slide off the trailer, bow line attached somehow. Not that I'm more forgetful these days.

I think about these things, naturally, now. Smaller boats, shorter trips. Wade sand not mud. Outbound paddle up-wind. Someone knows where I'm fishing, when I'm expected home. Moving tide, proven flies, familiar spots. It's simpler now and I'm catching more fish than ever before.



Bill AuCoin : Flyfisher Flyover

Carl Hanson versus Lefty Kreh -- Did you know that one time Carl and Lefty had a fly casting duel? Well, sort of. It happened one night when Lefty, who lived in St. Petersburg at the time, showed up at one of the *Lord of the Flies*' fly tying-and-casting sessions. Poking around on the WWW **Rick Warfel recently found a digital copy** of this amazing feature in a newspaper that left the scene a long time ago, the St. Petersburg Evening Independent.

The Feds promise saltwater anglers respect. From the point of view of recreational angling it always has seemed like the Feds only care about commercial fishing. Well, with Magnuson Stevens up for renewal, that's going to change. They promise. **On the heels of DC appearances by some high profile folks like Bass Pro Shops' Johnnie Morris and Maverick Boats' Scott Deal NOAA Fisheries has announced it will develop a National Recreational Fishing Policy for saltwater recreational fishing.** Good. However: trust but verify.

Can you say tenkara? We've got this fly fishing thing all wrong. We shouldn't fish with expensive rods and reels but rather with one 10-foot pole. So writes Yvon Chouinard, who owns Patagonia, the outdoor clothing brand, in a new book he co-authors-- **Simple Fly Fishing: Techniques for Tenkara and Rod & Reel.** This book has good philosophic points to make but it also serves as a sales pitch; to wit, Patagonia now sells the tenkara system -- rods, lines, flies.

Dirty work. Important work. -- **Tampa Bay Watch needs volunteers** April 30, May 1 and May 3 to help build an oyster reef in McKay Bay, an industrial area of Tampa Bay.

Do you get seasick? **Here are six things to do so you don't, you know,** puke. Here's number seven: fish closer to shore.

Tarpongenetics news. Capt. Billy Miller caught a tarpon in Tampa Bay in 2010 and sent the DNA sample to FWRC. Almost two years later the same tarpon was caught by Capt. Troy Sapp....in Boca Grande Pass. Read about this, and more, in the **Tarpongenetics newsletter.**

Tarpon time. Is this the year I get a tarpon on a fly? Oh my, I hope so. I'm watching this **website for reports.** Send us reports on your tarpon trips, successful or not.

There's a new online fly magazine, Dun (Slogan: a New Rise in Fly Fishing). **Meet the staff. The editors are women.** Men get the odd jobs and descriptions like "The eight incher king." I'm not making this up. It's all in good fun, right? We didn't let them into our tree house. Or something.

Friendly (and unfriendly) airlines for anglers. If you're planning a trip and bringing fly rods in a long tube, **check out the good, the bad and the ugly** courtesy of Doug Olander, the Sportfishing magazine editor who flies all over with world with his rods and reels.

Banana River may change its bad luck name. Bananas are such bad luck for fishing (and fishing business) that Florida legislators have been deluged with complaints by area merchants and are considering changing the name of the Brevard County water to **Happy Go Lucky Laguna.**

Oh wait, it turns out a banana on your boat is good for fishing. So are eggplants. A peer-reviewed study confirms it. **Sportfishing magazine** has the scoop.

-30-