

# On The Fly

## The Prez Sez by Ken Hofmeister



### AN INTERVIEW WITH JEFF KLINKENBERG

Jeff Klinkenberg, author of *Seasons of Florida*, *Real Florida*, and *Land of Flowers*, is our program presenter for the November 15 membership meeting. Jeff grew up fishing for bass in the canals along Alligator Alley (before oscar and Mayan cichlids). A journalism graduate of the University of Florida, he was outdoor editor of the St. Petersburg Times from 1977-1982. Jeff Klinkenberg writes about William Bartram, author of *Travels*. In 1773, Bartram took a canoe outfitted with sails and explored the St. Johns River. Bartram described a bass lure called a "Bob." "It featured three hooks, white hair from a deer's tail, and feathers from a chicken." Jeff and a friend, Clay Henderson, tried fishing some of Bartram's spots with his famous "Bob." They claim that bass are smarter now! We're in for a treat as Jeff comes to talk with Suncoast Fly Fishers. Here are a few excerpts from my recent phone interview with Jeff.

**Ken:** What books would you recommend for Florida fly-fishers to read on rainy days?

**Jeff:** "Ninety-Two in the Shade is a work by Thomas McGuane that is set in Key West with a new fishing guide as the main character. Charles Waterman's *The Longest Silence* is a classic book on fly-fishing. Also, Waterman's *Modern Fresh and Saltwater Fly Fishing*. I'd also include Norman MacLean's *A River Runs Through It*."

**Ken:** What are some favorite Florida fly-fishing spots?

**Jeff:** "I first started fly-fishing and bass fishing in the canals along Alligator Alley. We had no boat and we would walk the canals. When I was twenty, I would fish with a canoe in those canals that went through Miami with popper bugs and streamers."

**Ken:** How could someone who learned to tie flies and cast from Carl Hanson ever write an article about being lazy enough to cast a mirror lure at trout, using a spinning rod?

**Jeff:** "Some people enjoy it and some would want to put fish on the table."

**Ken:** In *Seasons of Florida* you have an article about Carl Hanson, the "guru of fly-fishing." Do you have any Carl Hanson stories?

**Jeff:** "Carl and I first met in 1977 and I would take him fishing in my canoe. We would fish in Cross Bayou and the bayous that connected with Cross Bayou and catch small tarpon. We'd start with streamers and switch to popping bugs. Carl would tie the flies. Carl was in the bow and caught a tarpon that towed us around for about twenty-five minutes. Carl was a compulsive teacher. He would growl, 'you're working too hard.' 'Get your elbows in.' I really miss the guy."

**Ken:** Aside from Carl Hanson, who are your mentors or heroes in fishing?

**Jeff:** "My dad. He introduced me to fishing and he loved to fish. Never held a fly rod--but he was a mentor. Rube Allyn, who wrote a *Dictionary of Fishes*, influenced me as a boy. A couple of older guys in Miami taught me a lot about fishing. They were basically plug fisherman. My son Peter would be a fly-fishing hero. He was the youngest kid in Carl Hanson's class. Peter ties flies and fishes for trout in North Carolina."

#### SFF UPCOMING EVENTS

- Dec—No General meeting -Happy Holidays
- Dec - Don Coleman Classic—chili lunch
- Mar '08 - FFF Expo Lakeland
- Mar '08 - Tampa Bay Boat Show Tropicana Field
- Fly Tying 101—Dates to be announced

#### Inside this issue:

Outing reviews, Previews, Tournament Results	2
Casting Clinics & Upcoming SFF Activities	3
Get Flies Deep For Big Fish—Pat Damico	5
Fishing Miami's Canals—Terry Kirkpatrick	6
Fly Tying Bench—Pat's Simple Fly	7
SFF Pictures	8 & 9
Map and Meeting Preview	10

---

## **Outings—Reviews and Previews** *by Richard Oldenski*



### **November Outing:**

#### **November 17, 2007—Double Branch**

If you heard Capt. Wayne Simmons speak at the September meeting, you're probably pumped up and excited about our November outing at Double Branch Creek. The creek flows through Upper Tampa Bay Park and into the very top of Tampa Bay. This estuary holds mangroves, oyster bars and mosquito control canals that provide a habitat for snook, red fish and trout. This should be a good chance to catch a snook before the season closes. The area is best approached from Upper Tampa Bay Park, which has a launch for canoes and kayaks. There are a few spots in the Park for wading. Gehnoes and small boats could launch from an improvised ramp on State Street near the Park. Larger boats could approach from the Courtney Campbell Causeway. Lunch will be served in Upper Tampa Bay Park at Noon at the picnic area near the canoe launch. Mark Hays will be grilling up something special. Be sure to sign up at the meeting.

To get there, take Route 580 East from Safety Harbor toward Tampa. After you pass Race Track Road, turn right onto Double Branch Road which will take you to the park entrance. If you're coming from Tampa, take 580 West and turn left onto Double Branch Road just after you cross Double Branch Creek. Maps will be available at the meeting, but to better plan your strategy, log on to Google\_earth.com

and zoom into Oldsmar, FL to get a satellite view of the area.

### **October Outing:**

We won again! The Carl Hanson Memorial Tournament Trophy and its honors remain with our club. The SFF and the TBFFC met again in friendly competition to fish the Hillsborough River together and honor the memory of Carl Hanson. Our fearless leader, Ken Hofmeister, won the trophy for our club with the biggest fish, a 13 inch Bass. Ken Doty caught the most fish, 29 ; and also the biggest sunfish, a 9 and 1/4 inch bluegill. Most of us caught something, and everyone had a good time. Thank you, Tampa Bay Fly Fishing Club, for hosting the outing and providing a tasty lunch.

### **Future Outing Previews:**

December - Don Coleman Invitational - Ft. DeSoto

January '08—Pinellas Point

February '08—Ft DeSoto

### **Fishing Tournament**

Bass—Ken Hofmeister (13 inches)

Sun Fish—Ken Doty (9¼ inches)

Redfish - Ted Rich (17 inches)

Trout - Don Manning (17 inches)

Other Species - Don Manning - Ladyfish (24½ inches)

### **This Month's Meeting — Thursday, November 15, 2007**

If you are like me, you never miss Jeff Klinkenberg's St. Pete Times articles. Not only are they entertaining, you'll often learn something about how things used to be in the "old Florida". Well, we have Jeff for a return visit and I'm sure he will be as entertaining as he was the last time. Don't miss this meeting.

---

### **Great Opportunity to Help the Club and Fill Your Fly Box:** *by Pat Damico*

There will be two containers on the table at our monthly meetings, beginning this month. If you bring two flies to donate, place one in each container. You will be given a card on which to place your name for a drawing that will be held at the end of the meeting. If you win, you will get all the flies in the container marked, "DRAWING." The other container will be marked, "SUNCOAST FLY FISHERS," and these flies will go to new members as part of a welcome package when they pay their dues, or as part of our regular drawing if the number of flies is overwhelming. If you bring more flies, a chance to win will go with each two additional flies, with no limit on the number of chances to win. Flies should be new, and not the one you used on the last outing to catch fifty bluegills. This is a great opportunity to upgrade your fly selection.

## More SFF Activities

---

### **.Casting Clinics with Capt. Pat Damico:**

#### **Introduction to Fly Casting, Saturday, January 5, 2008:**

Casting clinics in the past have included "first timers, as well as advanced casters." Several members have requested a session devoted to younger members, wives and/or girlfriends, and people getting into the sport for the first time. This session will be more entry level and concentrate on making all participants comfortable, as well as enthusiastic, about our sport. We will start with equipment selection, and advance at your individual pace so that by the end of our session you will have a practice plan designed to take you to the next level. If you have never held a fly rod, or are having problems getting started, this is for you. Remember we all started at the beginning.

#### **Traditional Casting Clinic, Saturday, January 12, 2008:**

This will be similar to previous sessions where individual instruction will be given to help improve your casting results. Everyone is welcome. More attention will be given to those who have been practicing since our last clinic. Just kidding! Critique sheets at the end of other sessions have included comments like: "Well done with great coaching/feedback. Effective response to all questions," "Keep up the casting clinics," "Had a good time learning new techniques." "Keep emphasizing fundamentals." "I felt very relaxed."

Bring a hat, glasses and equipment if you have it. Lunch, water and soft drinks will be supplied while we recap results. Sign up sheets will be available at regular meetings, or contact me by phone, 727-360-6466, or email, [pat4jaws@hotmail.com](mailto:pat4jaws@hotmail.com). If you need equipment, it will be provided by the club.

Both sessions will be at Ft. DeSoto Park, at the end of East Beach. They will be from 9 to 11:30 am.

---

## SFF Upcoming Activities

Mark your calendar because the Suncoast Fly Fishers have a bunch of activities lined up.

- ◆ Our Annual "bring what you've got" auction with SFF's own Alan Sewell auctioneering will be held at the January 17, 2008 General Meeting. This is one of the most fun meetings of the year and a great boost to the Club's treasury — don't miss it.
- ◆ Two Fly Casting Clinics are scheduled in January at Ft DeSoto with Capt Pat Damico. See above for details.
- ◆ We will have a booth at the Tampa Bay Boat Show sponsored by the St Pete Times at Tropicana Field on March 14/16, 2008 and we will need fly tyers and talkers.
- ◆ We will also provide fly tyers for the Federation of Fly Fishers Expo in Lakeland scheduled for March 28/29, 2008.
- ◆ SFF's acclaimed Hog Roast and Auction is scheduled for March 22, 2008 once again to be hosted by John and Stacey Zientarski.
- ◆ Fly Tying 101 with Charlie Most. This is an opportunity for members who have no or very little fly tying experience to learn the basics from one of our most talented fly tyers. More details to follow.
- ◆ Rod building classes with FFF provided rod building kits for 12 lucky club members. Stay tuned for details.

## More SFF News

### SUNCOAST FLY FISHERS

#### *Our Aims and Purpose*

*The Suncoast Fly Fishers are dedicated to sharing their total fly fishing experiences and to developing interest in fly fishing in both fresh and saltwater. We shall promote and teach both fly fishing and related subjects of fly tying, rod building, fly casting and knot tying.. Through collaboration, fellowship, conservation and sportsmanship, we will help members become more skilled, have more fun and be more productive in the sport. Suncoast Fly Fishers support the conservation of natural resources, boating safety and fishing regula-*

### LOCAL FISHING GUIDES

Capt. Pat Damico, Tampa Bay 727-360-6466

Capt. Pete Greenan, Boca Grande and  
The Everglades 941-923-6095

Capt. Mike Homer, Tampa Bay 727-418-5005

Capt. Ray Markham Sarasota and  
Tampa Bay 941-723-2655

Capt. Wayne Simmons Tampa Bay area  
727-204-4188

### Your Business Ad Here

A good way to help your club and advertise your business economically to fellow club members and other interested readers. Take a Business Membership and get a business card sized advertisement in every issue of "On The Fly". You provide copy ready advertisement. See Treasurer Alan Sewell or Secretary Joe Dail for cost.

### Suncoast Fly Fishers, Your Board Of Directors Working For You

Activities are at the heart of any successful organization. SFF's BOD has instituted the following Standing Committees to help us maintain a high level of activities that have proven to be popular with the membership and some new ones to fill a need as expressed through membership surveys. These committees are generally chaired by board members but you do not have to be a board member to fill that position. If you would like to volunteer to participate on any or these committees, please speak to any director.

Committees are as follows:

- Casting Skills - Pat Damico
- Club Outings - Richard Oldenski & Mark Hays
- FFF Liaison - Pat Damico
- Fishing Locations - Ken Doty
- Fly Tying - Alan Sewell
- Knot Tying - Ken Doty
- Membership - Alan Sewell & Paul Sequira
- Newsletter - Paul Sequira
- Publicity - Roger Blanton & Larry Cohen
- Programs - BOD
- Raffles - John Rodgers & Tom Hummel



"Never trust a man  
who doesn't fish"  
(Teddy Roosevelt)

#### Platinum Real Estate

*Roger Blanton—Broker*

Please contact me if you are buying or selling residential, commercial or investment property. A full service real estate and mortgage company.

Phone: 727-515-5247

Fax: 727-864-4950

E-mail: Roger.Blanton@hotmail.com

Website: PlatinumRealtyOfFlorida.com

## Get Flies Deep For Big Fish *by Capt. Pat Damico*

---

As the water cools and fishing activity on the flats heats up, are there times when you would like your fly to go deeper? We all love to see fish come up to the surface and slam a top water fly or popper, but sometime larger fish are more interested in having their dinner put closer to their nose as they lie with their belly against the sand.

Deeper usually means a slower presentation is needed to entice a lunker to open wide. Can this be accomplished with a long rod that is best suited to casting small light flies on a calm day? Fortunately, a few old tricks and the advent of modern technology make this easy.

If you are just starting saltwater fly fishing, a floating, weight forward line may be all you have available, with your one fly rod and reel. This is certainly the best equipment for the beginner. Can we work with this combination to fish deeper? Yes, in a limited way. Adding weight to the fly is the simplest approach. If you tie your own flies, wrapping the hook shank with thin lead, or non-toxic wire would be the first step in construction. Vary the amount of weight so that you will have a variety for different depths.

How will you know which flies are weighted, and to what degree when they are in your box mixed with others that look the same? If you have three different weights, small, intermediate and heavy, wrap a small amount of colored thread close to the wing material when the head is finished. Blue for small, green for intermediate, and red for heavy would work. Your weighted creations will now stand out from the same un-weighted patterns.

Weight near, or on the fly's head is another option. Bead chain, lead, or non-toxic eyes have been used on Crazy Charlie and Clouser patterns for years. At least five weights are available from extra-small to large. These are attached with thread, using a figure eight configuration and some crazy glue to secure them to the hook shank. Painting eyes on these will make them more attractive. Recently, cone head and bead head flies have become popular. One of these is slid on the hook and secured against the hook eye, as the fly is finished. The cone head has the additional advantage, because of its narrow front and wider rear of helping the fly be more weed-less or snag free.

The addition of weight to the forward section of flies will make them act more like a jig when the retrieve is stopped. As they drop, a strike is often triggered. Shorten your leader when using weighted flies. A heavier leader, especially in the butt section will assist in casting so you won't have to "Chuck and Duck" to prevent from getting hit in the back of your head. Picking the line off the water on a more horizontal plane and then casting forward at a vertical plane will not only help your casting, but also prevent your weighted fly from hitting your fly rod tip. Clipping the tip with a weighted fly will weaken or break the tip section. This is one of the major causes of rod breakage.

The best approach for getting flies deep is to use a fly line

designed for that purpose. Rather than a full sinking line, which is a casting nightmare, one with a sinking tip will satisfy all of your inshore needs. Older lines of this design seemed to have a hinge where the regular floating line joined the weighted tip section. This was very noticeable when casting.

Modern technology has produced some great lines. I have been using saltwater lines by Cortland and Rio that are a pleasure to cast, don't have that hinge feeling and have a clear sinking tip. Cortland's 444 Tropic Plus Ghost Tip Taper has a nine foot clear sinking section to which the butt portion of your leader is attached. The Powerflex Core Quick Shooter line from Rio has a twelve foot clear forward section while the Powerflex Core Tarpon line has a fifteen foot clear section. When short leaders are used with these lines, the clear section will not spook fish. More importantly, a short leader allows the fly to more easily stay at the same level as the line. Using four feet of fluorocarbon of the proper strength may be all that is needed.

A little experimenting with leader lengths will be needed at first. Use the countdown method after you cast to get the desired depth. If you want to fish a little above a submerged grass flat and a count of twelve picks up some weeds, count to ten before the same retrieve is used to accomplish your goal. These lines are also much better to cast in our constant wind than their floating counterparts. When fishing where a school of fish is present, the smaller more aggressive ones are always closer to the surface. Your chances of getting a deep prowling lunker to take your fly will improve as your offering sinks.

Fishing a floating popper with a sinking tip line will give an effect that often is irresistible to finicky feeders. Your retrieve allows the popper to sink and when stopped will allow it to return to the surface much the same as a wounded baitfish. Ed, from Edgewater Products suggested this method to me some years ago, when discussing the versatility of some of their cell foam popper heads. This technique works!

Ideally, a second rod should be rigged with one of the above combinations allowing you to be able to have an instant choice to suite your needs. Give this method a try and stick with it. I know it will soon become an important part of your fly fishing armamentarium.

A FFF, certified casting instructor, Capt. Pat Damico guides fly and light tackle trips in lower Tampa Bay and surrounding waterways. His website [www.captpat.com](http://www.captpat.com) will provide additional information.

This article originally appeared on Capt. Mel Berman's website [www.capmel.com](http://www.capmel.com) and is reprinted here with the author's permission. ....PS

## Fishing Miami's Canals *by Terry Kirkpatrick*

A friend offered me a day of fishing in Miami! That's inside the metropolitan area, not in the glades. A once in a lifetime offer I couldn't refuse.

My friend had "friends" that would guide us to their secret spots. And, boy, they were secret spots!

"Park in the parking lot of the 'multi-conglomerate-building.' It's a weekend and no one will be around." Or, "walk across this Avenue and fish the canal behind these apartments."



Not what I had in mind



We did catch fish though; here is my first



Jean

How about, "take the on ramp to the Florida Turnpike. Get off before the toll booth. Park by between the on ramp and the off ramp and fish the ponds and canal."

Watch out for the trains."




Jean and Twig

Guides were Jean, Twig's girlfriend and Bobby, all of Miami. They fished too. Here's a nice fish that Twig took, (He took a picture of my best fish of the day (it was bigger than his), but I haven't seen that picture yet...)



If Jean doesn't become a guide she should. She'd out fish then tell me where and how to cast, how to strip and when to strike. She was even more happy to see me catch fish than I was to catch one!

Some of the places we fished I'd stay away from after dark. Some looked like hobo camps.



Fishing one of Miami's exotic canals

But we caught enough fish to leave happy. I'd go back if I could get the same guides.

## Fly Tying Bench — Pat's Simple Fly *by Pat Damico*

---

As I mentioned in my “Take Your Fly Rod Out After Dark” article (*see On The Fly October 2007 ...PS*) This fly pattern is very versatile, because the size of the fly can be modified by increasing the length of the hook shank. Using a longer hook, such as a Mustad 34007 or Tiemco 9394 will increase the length of the body and result in a longer overall size. Walking along the beach one morning I saw newly hatched threadfins that were an inch and a half to two inches in length. The Snook were keying in on this size forage. As the season progresses, a longer profile will be more effective.



Pat's Simple Fly — fly tied and photo by Capt. Pat Damico

Captain Rick Grasset of Sarasota uses a shorter version as his Grass Minnow; Florida outdoor writer Norm Zeigler's Schminnow has a longer body length, and usually uses Marabou material for the tail. The name implies a shrimp/minnow resemblance. White is the color that is most popular. I have used this pattern years ago on the Susquehanna River in Pennsylvania for smallmouth bass in chartreuse, white and black. The black version, when tied with a longer tail represents a hellgrammite or clipper, which is deadly bass bait.

This fly has been around for many years. Twenty years ago, in PA, we used this fly on the Susquehanna River for smallies. For smallmouths I like white, black and chartreuse. Rick Grasset calls his version a Grass Minnow, and likes to use it around dock lights for snook. In a larger size, it is a good fly for beach fishing for snook.

### **Materials:**

- Hook: Mustad 34007 (or equivalent) sizes 1 to 4
- Thread: 3/0 Monocord
- Eyes: Bead chain
- Tail: Calf tail or marabou
- Flash: Flashabou
- Body: Estaz (or similar crystal style chenille)

### **Tying Directions:**

Secure the hook in the vise after pinching down the barb. After starting thread, attach dumbbell eyes, from a bead chain, on the top of the hook with figure eight wraps about 1/8th inch behind eye. Continue wrapping thread to bend of hook. Coat with Dave's flexament. Calf tail, or marabou, is selected for the tail and a group of fibers a little longer than the hook's length is secured to the top of the hook. Tie in one or two doubled lengths of the same color flashabou a little longer than the tail. Tie in Estaz at the bend of the hook and advance thread to the head area of the fly. Now wrap Estaz forward evenly and tie off with thread to form small head before cutting Estaz. Coat head with Flexament. Fish it like any minnow imitation.

## Carl Hanson Memorial Tournament Oct. 2007

---



What has brought this look of sheer joy to Joe Dail's face? Could it be retribution?



And the winner is!




Dick Meikka presents SFF Prez, Ken Hofmeister with the 2007 Carl Hanson Trophy for catching the largest fish.



## Carl Hanson Memorial Tournament Oct. 2007

---



Carl Hanson, the man we honor every October fishing for his favorite quarry on one of his favorite streams. Carl has left a lasting impression on all who knew him.



Ken Doty, Richard Oldenski, and Alan Sewell congratulate Ken Hofmeister for garnering the Carl Hanson trophy for the second consecutive year.

## SUNCOAST FLY FISHERS

### Club Officers

President: Ken Hofmeister 727-521-1637

Vice President: John Zientarski 727-391-1480

Secretary: Joe Dail

Treasurer: Alan Sewell

### Board of Directors

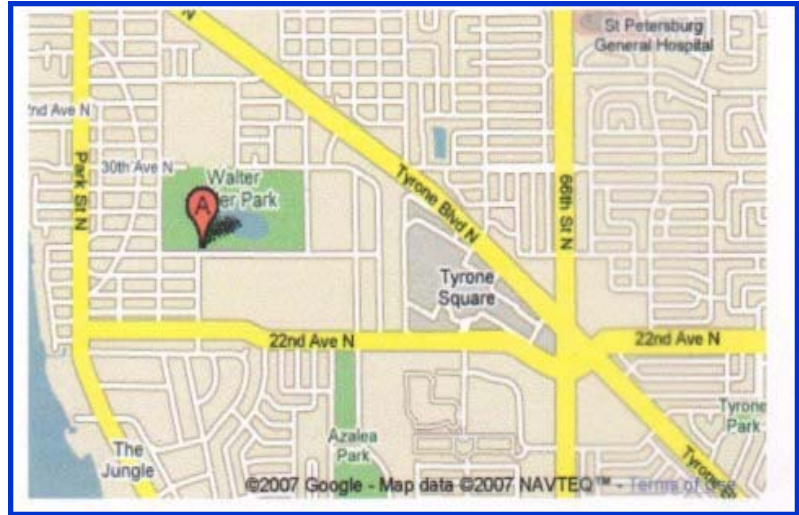
Roger Blanton - Pat Damico

Mark Hays - Ken McKinnon

Richard Oldenski - John Rodgers - Paul Sequira

“On the Fly” is the monthly newsletter of the Suncoast Fly Fishers (SFF), a not-for-profit organization offering fly fishing and fly tying instruction to members and visitors. Club membership includes newsletter subscription. Send e-mail submissions to the editor, Paul Sequira

[psequira@tampabay.rr.com](mailto:psequira@tampabay.rr.com)



**Next Club Meeting: Thursday, November 15, 2007**

**Time: 6:30-7:00 PM Outdoor Activities**

**7:00-8:30 Meeting & Program**

**Location: Walter Fuller Park**

**7891 26 Avenue, North, St. Petersburg, FL 33710**

**Program:**

**A conversation with Jeff Klinkenberg**

**VISIT OUR WEBSITE**

<http://www.suncoastflyfishers.com/>

*Suncoast Fly Fishers*

**P.O. BOX 40821**

**St. Petersburg, FL 33743-0821**